



WasteWise DENVER

DENVER PUBLIC WORKS

2011 SOLID WASTE MANAGEMENT NEWSLETTER

WANT TO IMPACT YOUR COMMUNITY? GET INVOLVED.

Denver Public Works/Solid Waste Management offers a number of great ways for you to get involved. Resident participation is so valuable to all the services and programs we provide to you. Get involved with any of these programs and you'll be sure to meet other interesting and engaged people, while enhancing the quality of life in the Mile High City.

Denver Recycles Action Network

The Denver Recycles Action Network is **your chance to help increase Denver's recycling rate** and commitment to reducing waste by using your enthusiasm and creativity to inspire and educate those around you.

It's a volunteer program designed to be flexible and take advantage of each individual volunteer's skills and connections within the

community. All we ask is that you commit to dedicating a minimum of 15 minutes a month. We'll prepare and support your efforts by providing you with the training, informational resources and the staff support that you need. We'll communicate with you regularly about what special recycling events we have on the horizon and what results we are achieving together as an Action Network.

Master Composter Training and Outreach Program

Enroll in this ten-week course and receive in-depth, hands-on training in all composting techniques and compost instruction. You'll have tons of fun. **Only 30 enthusiastic and committed participants are selected each year for this program.**

You need not be an experienced composter or gardener to participate, but you must be able to commit the time necessary to attend the classes and volunteer. In return for the training, each Master Composter is asked to give back 40 hours (over the period of a year) by teaching compost classes and by staffing various community outreach events.

Graffiti Brush Off Program

The "Brush Off" program provides an easy way for everyone to help prevent graffiti in our neighborhoods. **Brush Off partners** agree to keep a small area (such as a sign, pole, or dumpster) near their home clean, using free graffiti-removal supplies provided by the City. Research shows that promptly removing

(continued on page 2)

Dumpster Service Guidelines



Cart it Out, Cart it Back

Bring your cart back on to your property and out of the alley on non-collection days.

Clearance Space

Leave at least 4 feet of space from any obstructions or containers.

Bag All Your Trash & Keep Lids Closed

Helps reduce odors and litter problems.



Lack of Clearance Space

Not leaving space between recycling carts and dumpsters may prevent both containers from being emptied.

Do Not Overload Dumpsters

If space is not available in the dumpster closest to your home, place your trash in any of the other dumpsters in your alley.

Do Not Set or Leave Items Outside of Dumpsters

Blocked dumpsters cannot be emptied.

WANT TO IMPACT YOUR COMMUNITY? GET INVOLVED.

(continued from page 1)

graffiti (ideally 24 – 48 hours after it appears) decreases repeat graffiti vandalism.

Adopt-A-Spot

Interested in keeping just a small corner of Denver clean? **Keep Denver Beautiful** maintains a list of spots in Denver that need a little care. You or your group can commit to keeping that small piece of the world clean by picking up litter, removing graffiti,

and removing weeds in the growing season. In return for making the commitment to maintain your spot for a year, we'll post a sign recognizing your efforts, and support you with needed supplies such as trash bags, loaner tools, gloves, and safety resources.

Great American Clean Up

The Great American Clean Up is the nation's largest volunteer-led, community cleanup and a great opportunity for you or your group to participate. **Clean up activities start**

in April each year. It's a quick and easy way for you to do something to keep Denver beautiful.

To find more information about these programs or to learn more about getting involved, visit us online or call us at **3-1-1**. Or better yet, find out about our activities and get program updates by following Denver Recycles on Facebook or Twitter. *We hope to see you soon!*

Barrel Service Guidelines

DO THIS

Set Out With Wheels Against the Curb
Set your barrel in the street with the wheels against the curb or the flowline of the alley.

Use Barrel to Full Capacity
Bag all your trash. The barrel lid may be open up to 45 degrees.

Clearance Space
Leave at least 4 feet of space from any obstructions or containers.

NOT THAT

Do Not Set Out Backwards or Sideways
The front of the barrel should face the street side.

Do Not Set Items in Front of Barrel
All items should fit inside your barrel. Bags should not hang over barrel sides.

Lack of Clearance Space
Blocked barrels cannot be emptied.

Manual Service Guidelines

DO THIS

Set Out Containers and Bags to Size & Weight Limits
No more than 32 gallons or 50 pounds each.

Bag All Your Trash
All loose items should be placed inside heavy-duty trash bags.

Clearance Space
Leave at least 4 feet of space from any obstructions or containers.

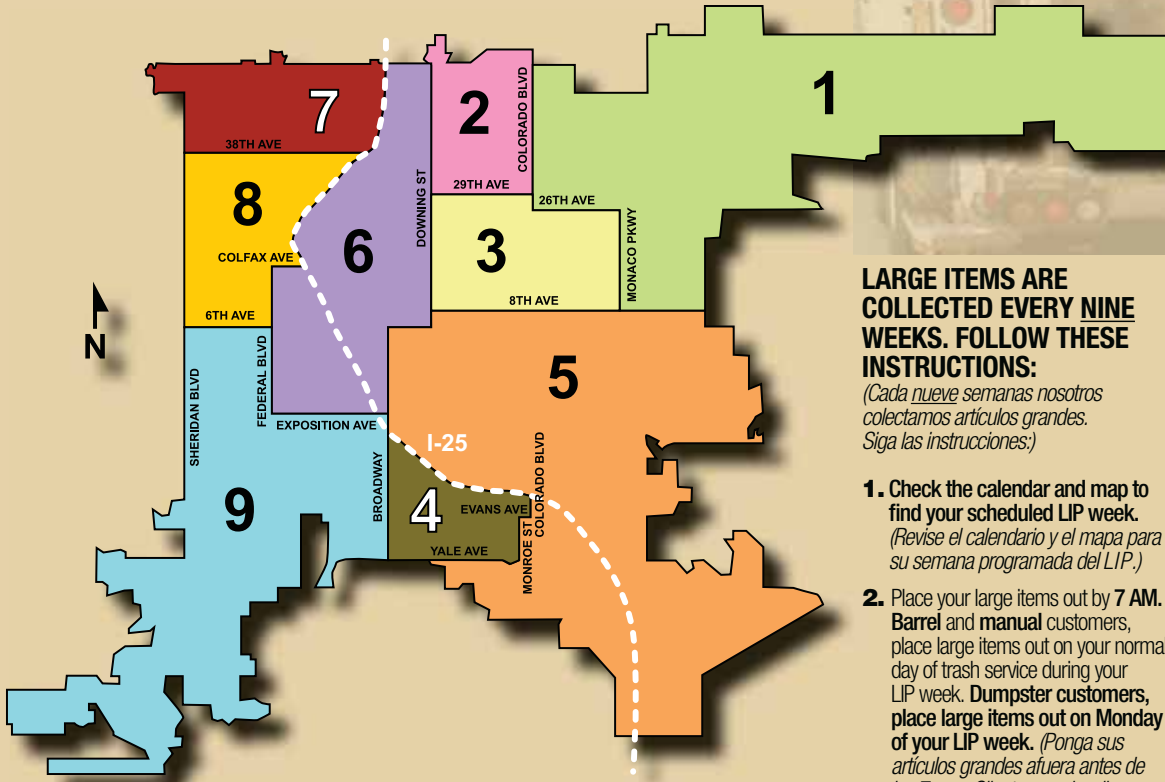
NOT THAT

Do Not Set Out Trash in Boxes or Grocery Bags
These are not strong enough to hold trash and may attract pests.

Do Not Overload Containers or Bags
Containers and bags are lifted by hand and must weigh less than 50 pounds each.

Keep Containers in Good Shape
Replace damaged or rusted out containers.

2011 LARGE ITEM PICKUP (LIP) CALENDAR



LARGE ITEMS ARE COLLECTED EVERY NINE WEEKS. FOLLOW THESE INSTRUCTIONS:

(Cada nueve semanas nosotros colectamos artículos grandes. Siga las instrucciones.)

1. Check the calendar and map to find your scheduled LIP week. (Revise el calendario y el mapa para su semana programada del LIP.)
2. Place your large items out by 7 AM. Barrel and manual customers, place large items out on your normal day of trash service during your LIP week. Dumpster customers, place large items out on Monday of your LIP week. (Ponga sus artículos grandes afuera antes de las 7 a.m. Clientes con barriles y

servicio manual ponga sus artículos de LIP afuera en su día normal de servicio para la basura en la semana programada para su LIP. Clientes con basureros ponga sus artículos grandes afuera el lunes de la semana programada para su LIP.)

3. Only set out large items according to the LIP collection schedule. (Ponga sus artículos grandes en la semana programada de LIP.)
4. Make sure the items are at least 4 feet away from your trash container, recycling container, cars and other obstructions. (Asegúrese que los artículos estén por lo menos a 4 pies de retirados de su bote de basura, carro y otras obstrucciones.)

○ = Treecycle Collection (Reciclaje de árboles colección) H = City Holiday (Vacaciones de ciudad) 1 2 3 4 5 6 7 8 9 = LIP areas

January (enero)

SU	MO	TU	WE	TH	FR	SA
						1
2	3	4	5	6	7	8
9	10	11	12	13	14	15
16	H	18	19	20	21	22
23	24	25	26	27	28	29
30	31					

February (febrero)

SU	MO	TU	WE	TH	FR	SA
		1	2	3	4	5
6	7	8	9	10	11	12
13	14	15	16	17	18	19
20	H	22	23	24	25	26
27	28					

March (marzo)

SU	MO	TU	WE	TH	FR	SA
		1	2	3	4	5
6	7	8	9	10	11	12
13	14	15	16	17	18	19
20	21	22	23	24	25	26
27	H	29	30	31		

April (abril)

SU	MO	TU	WE	TH	FR	SA
					1	2
3	4	5	6	7	8	9
10	11	12	13	14	15	16
17	18	19	20	21	22	23
24	25	26	27	28	29	30

May (mayo)

SU	MO	TU	WE	TH	FR	SA
1	2	3	4	5	6	7
8	9	10	11	12	13	14
15	16	17	18	19	20	21
22	23	24	25	26	27	28
29	H	31				

June (junio)

SU	MO	TU	WE	TH	FR	SA
			1	2	3	4
5	6	7	8	9	10	11
12	13	14	15	16	17	18
19	20	21	22	23	24	25
26	27	28	29	30		

July (julio)

SU	MO	TU	WE	TH	FR	SA
					1	2
3	H	5	6	7	8	9
10	11	12	13	14	15	16
17	18	19	20	21	22	23
24	25	26	27	28	29	30
31						

August (agosto)

SU	MO	TU	WE	TH	FR	SA
	1	2	3	4	5	6
7	8	9	10	11	12	13
14	15	16	17	18	19	20
21	22	23	24	25	26	27
28	29	30	31			

September (septiembre)

SU	MO	TU	WE	TH	FR	SA
				1	2	3
4	H	6	7	8	9	10
11	12	13	14	15	16	17
18	19	20	21	22	23	24
25	26	27	28	29	30	

October (octubre)

SU	MO	TU	WE	TH	FR	SA
						1
2	3	4	5	6	7	8
9	10	11	12	13	14	15
16	17	18	19	20	21	22
23	24	25	26	27	28	29
30	31					

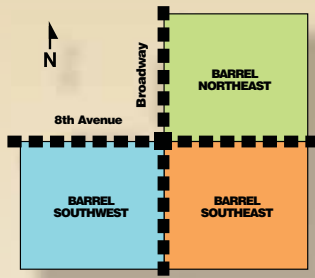
November (noviembre)

SU	MO	TU	WE	TH	FR	SA
		1	2	3	4	5
6	7	8	9	10	11	12
13	14	15	16	17	18	19
20	21	22	23	H	25	26
27	28	29	30			

December (diciembre)

SU	MO	TU	WE	TH	FR	SA
					1	2
3	4	5	6	7	8	9
10	11	12	13	14	15	16
17	18	19	20	21	22	23
24	25	26	27	28	29	30
31	H					

2011 BARREL OVERFLOW COLLECTION CALENDAR



- = Barrel Northeast (barriles noreste)
- = Barrel Southeast (barriles sureste)
- = Barrel Southwest (barriles suroeste)
- = LIP weeks outlined in black (semana del LIP)

January (enero)

SU	MO	TU	WE	TH	FR	SA
						1
2	3	4	5	6	7	8
9	10	11	12	13	14	15
16	H	18	19	20	21	22
23	24	25	26	27	28	29
30	31					

February (febrero)

SU	MO	TU	WE	TH	FR	SA
		1	2	3	4	5
6	7	8	9	10	11	12
13	14	15	16	17	18	19
20	H	22	23	24	25	26
27	28					

March (marzo)

SU	MO	TU	WE	TH	FR	SA
		1	2	3	4	5
6	7	8	9	10	11	12
13	14	15	16	17	18	19
20	21	22	23	24	25	26
27	H	29	30	31		

April (abril)

SU	MO	TU	WE	TH	FR	SA
					1	2
3	4	5	6	7	8	9
10	11	12	13	14	15	16
17	18	19	20	21	22	23
24	25	26	27	28	29	30

May (mayo)

SU	MO	TU	WE	TH	FR	SA
1	2	3	4	5	6	7
8	9	10	11	12	13	14
15	16	17	18	19	20	21
22	23	24	25	26	27	28
29	H	31				

June (junio)

SU	MO	TU	WE	TH	FR	SA
			1	2	3	4
5	6	7	8	9	10	11
12	13	14	15	16	17	18
19	20	21	22	23	24	25
26	27	28	29	30		

July (julio)

SU	MO	TU	WE	TH	FR	SA
					1	2
3	H	5	6	7	8	9
10	11	12	13	14	15	16
17	18	19	20	21	22	23
24	25	26	27	28	29	30
31						

August (agosto)

SU	MO	TU	WE	TH	FR	SA
	1	2	3	4	5	6
7	8	9	10	11	12	13
14	15	16	17	18	19	20
21	22	23	24	25	26	27
28	29	30	31			

September (septiembre)

SU	MO	TU	WE	TH	FR	SA
				1	2	3
4	H	6	7	8	9	10
11	12	13	14	15	16	17
18	19	20	21	22	23	24
25	26	27	28	29	30	

October (octubre)

SU	MO	TU	WE	TH	FR	SA
						1
2	3	4	5	6	7	8
9	10	11	12	13	14	15
16	17	18	19	20	21	22
23	24	25	26	27	28	29
30	31					

November (noviembre)

SU	MO	TU	WE	TH	FR	SA
		1	2	3	4	5
6	7	8	9	10	11	12
13	14	15	16	17	18	19
20	21	22	23	H	25	26
27	28	29	30			

December (diciembre)

SU	MO	TU	WE	TH	FR	SA
				1	2	3
4	5	6	7	8	9	10
11	12	13	14	15	16	17
18	19	20	21	22	23	24
25	H	27	28	29	30	31

H = City Holiday (Vacaciones de ciudad)

DON'T GET LEFT HOLDING THE BAG – LEARN HOW TO HANDLE YOUR OVERFLOW TRASH

- ▶ **Overflow trash is collected once every three (3) weeks.**
- ▶ **During your scheduled overflow collection week, your overflow trash must be set out by 7 AM on your normal trash collection day.**
- ▶ **Overflow trash is any material left outside of your City-issued black trash barrel.** Only trash inside the black barrel is collected weekly.
- ▶ **Overflow trash should not be stored at the curb on non-collection days.** Store your overflow trash on your property, out of public view, until your scheduled collection day.
- ▶ **Maximum of 10 bags** will be collected per overflow collection cycle (every 3 weeks) per household.
- ▶ **Use your barrel to full capacity.** Heavy items should be placed in the bottom and the lid may be open to a 45 degree angle. **The lid must not exceed 45 degrees and trash must not be placed on top of the lid.**

To learn more ways to reduce your waste visit us online at DenverGov.org/Trash

RECYCLE THESE MATERIALS IN YOUR PURPLE CART



Corrugated Cardboard

- ♻ Flatten & cut cardboard into pieces no larger than 2 ft. x 2 ft.
- ♻ Only broken down boxes inside the cart will be collected for recycling.



Paper Bags

- ♻ Remove food and food wrappings.
- ♻ No plastic bags.



Steel Cans & Empty Aerosol Cans



Phone Books

- ♻ Remove bags and magnets.



Office Paper

- ♻ Shredded paper must be placed in paper bags.



Paperboard

- (cereal boxes, paper towel rolls, etc.)
- ♻ Remove plastic bags.
- ♻ No paper milk or juice cartons.



Magazines & Catalogs



Aluminum Cans, Aluminum Foil & Pie Plates



Plastics

- ♻ Plastic bottles. Check the neck. Bottles have a neck or opening smaller than the base of the container and many have screw tops.
- ♻ Plastic #5 cups & tubs. Remove foil tops and lids.

Now accepting plastic #5 cups & tubs!



Junk Mail

- ♻ No bubble envelopes.



Newspaper

- ♻ Remove from plastic bags.



Glass Bottles & Jars

- ♻ Food & beverage glass only.

5 ITEMS YOU SHOULD NEVER PUT IN YOUR RECYCLING CART

Making sure that Denver Recyclers place the correct recyclable materials in their purple carts is important to us. Unacceptable items (often called contaminants) in recycling carts increases the cost of recycling and reduces the value of the materials. Below are our top five **UNACCEPTABLE ITEMS**.

DO NOT PUT THESE IN YOUR RECYCLING CART:

#5. NO FOOD OR LIQUIDS – Cans, bottles and other containers should be empty. Containers don't need to be spotless to recycle them, but a quick rinse can help to prevent any odor or pest problems from arising in your cart.



#4. NO TISSUES, NAPKINS OR PAPER TOWELS – These items are made from paper that has very short fibers (this makes them soft). Unfortunately these fibers are too short to recycle. These items can, however, be composted in your backyard compost bin or your green compost cart. Remember, you can recycle tissue boxes and paperboard rolls.



#3. NO STYROFOAM® OF ANY KIND – Styrofoam®, or polystyrene, is like no other plastic. The available markets for reprocessing these materials are very limited. There are a few companies that will take a limited supply of bulk packaging Styrofoam® – to find them check out our online **Recycling Directory** at DenverGov.org/DenverRecycles.



#2. NO COAT HANGERS – Neither metal nor plastic coat hangers are accepted in your purple cart. Check with your local dry cleaner to see if they take back coat hangers for reuse or recycling.



#1. NO PLASTIC BAGS – Plastic bags are the worst thing you can put in your purple recycling cart. Plastic bags get caught in the equipment used to sort recyclable materials, and too many can cause the entire facility to shut down. Most grocery stores accept plastic bags for recycling, or better yet reduce the amount of plastic bags by using reusable bags.



SCHOOL RECYCLING ON THE RISE

Give me a **RECYCLING**. *What does that spell?* Recycling and that's what thousands of Denver Public School (DPS) students are doing now!

Denver Solid Waste Management/Denver Recycles began providing trash and recycling services to DPS in August of 2009 through an inter-agency municipal service agreement.

Denver Recycles is providing recycling services to over 118 Denver Public Schools. The DPS recycling program has been a huge success thanks to the faculty, staff and students who have all put forth tremendous effort to participate in and expand their school recycling programs. DPS administration buildings and staff are also participating in the recycling program. **In fact, DPS schools and facilities are recycling about 180,000 pounds of materials every month.** Go DPS!

In support of recycling, DPS continues to look for ways to reduce waste and plans are now under way to phase in reusable lunch trays this year, in place of the current disposable Styrofoam® trays in the majority of DPS lunchrooms. Parents of DPS students can also get involved by working with their children to improve their recycling efforts at school and at home. To help Denver students expand their learning experience outside of the classroom, Denver Recycles encourages all families to sign up for Denver's free residential recycling program.

Denver Recycles has also developed a number of great recycling and environmental resources



for students, teachers and parents. These resources are available online at **DenverGov.org/DenverRecycles** under the "Recycling in Schools" section.

DPS Recycles!

RECYCLING SERVICE CHANGES

NOT ALREADY RECYCLING - WHY NOT?

Sign up today for **free** recycling services by calling 3-1-1 or going online to DenverGov.org/DenverRecycles.

Recycling participation by Denver residents is growing! As a result we had to make some major changes to our service routes in December to allow for continued growth and to ensure route efficiencies. These changes impacted more than 25,000 homes by changing either their

recycling day or their recycling week.

Residents affected by the changes were notified by a direct mail postcard and in some cases via e-mail. If you suspect your service day may have changed, but don't recall seeing a postcard

from us, please check the calendar on the back of this publication or visit us online at DenverGov.org/DenverRecycles to confirm your collection day.

If you are concerned about missing your recycling days, or find yourself forgetting to set your cart

out on your collection day, then sign up for Denver Recycles' automatic **e-mail reminder service**. This service sends an e-mail to you the day before your scheduled recycling collection day. To sign up visit DenverGov.org/DenverRecycles.



Safely Dispose of Your Household Hazardous Waste

More information: 3-1-1 or DenverGov.org/DenverRecycles

REDUCE & REUSE

Does this sound like you? Every other week you set out your recycling cart filled to the brim with recyclables. You stop at nothing to recycle everything you can. You rinse out peanut butter and mayonnaise jars before putting them in your purple cart; you break down all your cardboard boxes so they fit nicely inside; and you even remember to recycle

obscure items like the paperboard box that your toothpaste came in, toilet paper rolls, aluminum pie tins, and every last piece of junk mail.

Now that you've mastered recycling, why not give reusing and reducing a try. After all, while making products from recycled materials uses significantly less

energy and resources than making new products from our planet's natural resources, recycling still uses some energy. On the other hand, reusing products you have, donating them to charity or not purchasing them in the first place uses little to no energy. For example, recycling your office paper is good, but even better is printing on both sides of paper, saving your one-sided sheets as scrap paper for taking notes or writing your grocery list, and printing as little as possible in the first place. And, all of these efforts are sure to save you money too!

Here's a few more ways you can **Reduce** and **Reuse** before Recycling:

◆ **Carry a Reusable Water Bottle:** We know you've heard this one before, but based on the fact that it takes at least 1.5 million barrels of oil to make the plastic water bottles Americans use each year, we thought we'd say it again. Although recycling plastic water bottles is good, avoiding disposable water bottles in the first place is better. In fact, in 2010 the Oregon Department of Environmental Quality found that recycling a typical single-use plastic water bottle reduces energy consumption by 26% and greenhouse gas emissions by 16% when compared to throwing that same bottle away. However, consuming the same quantity of tap water in an average



reusable bottle (even if washed frequently in a highly inefficient dishwasher) reduces energy consumption by 85% and greenhouse gases by 79% when compared to purchasing a single-use water bottle and throwing it away. While recycling single-use bottles is an effective way of keeping waste out of landfills, the study shows that the greatest environmental benefits come from drinking tap water out of a reusable bottle.

◆ **Cancel Subscriptions for Magazines or Catalogs You Don't Read:** Many of us are guilty of receiving magazines or catalogs that we don't read. Rather than continuing to pay for these publications just to recycle them without reading them, why not take a quick inventory of your subscriptions and cancel the ones you no longer want.

◆ **Pay Your Bills/Receive Financial Statements Online:** Sure you can recycle old paper bills and financial statements, but you can save even more paper, trees and energy just by switching to online statements. And, think of all the time you'll save by not having to shred your personal information before putting it in your recycling cart.

◆ **Buy in Bulk:** You can recycle half-gallon plastic milk jugs, aluminum soda cans and mini cereal boxes from a variety pack. However, you can do even more for the environment and your wallet by purchasing these same items in bulk. Rather than buying smaller amounts more frequently, try going with a gallon of milk, a liter of soda and a large box of cereal, all of which can be recycled too.

Treecycle 2011

It's as easy as can be!

January 3 – 14

Service notes:

- ▶ Sorry no artificial or flocked trees. Christmas trees only.
- ▶ **Dumpster** service customers should place their Christmas tree out for recycling on either Monday, January 3rd or Monday, January 10th.
- ▶ **Barrel and Manual** service customers should

place their Christmas tree out for recycling on their normal trash days between January 3rd and 14th.

- ▶ Do not place trees in dumpsters. Trees should be placed at least 4 feet away from dumpsters.

Questions? Call 3-1-1 or visit DenverGov.org/DenverRecycles



1 Remove all decorations and tree stand.



2 Set your tree out for collection during the first two weeks of January.



3 Watch your tree get picked up for recycling.



4 Reclaim free mulch made from your tree next spring.



PUT THE POWER TO PREVENT GRAFFITI VANDALISM IN YOUR HANDS!

JOIN THE BRUSH OFF!

You can help maintain clean, graffiti-free communities by becoming a **Brush Off** partner. *Brush Off* partnership opportunities include:

- ⊙ Receiving **FREE** graffiti removal supplies to promptly remove graffiti from your home or business.
- ⊙ Requesting vouchers from private vendors for discount services and supplies, such as custom-colored paint or sealers.
- ⊙ Signing an authorization form for **FREE** graffiti removal assistance for your home or business if you are unable to access or remove the graffiti yourself.

- ⊙ Requesting free paint to cover graffiti on dumpsters, poles and signs in your neighborhood.
- ⊙ Helping to keep your community graffiti free. Report all graffiti in your community! (Callers may remain anonymous.)



GRAFFITI VANDALISM STOPS WITH YOU!

Call **3-1-1** or visit DenverGov.org/Graffiti for more information.



THE 2010 BRUSH OFF COMMUNITY CHALLENGE

Denver Public Works, Denver Partners Against Graffiti and Neighborhood Inspection Services teamed up with KWAL Paint, 9NEWS, and more than 800 volunteers at last summer's Brush Off challenge events. On July 17 and August 21, volunteers removed graffiti from the entire 9.28 mile stretch of Federal Boulevard in Denver, as well as portions of W. 38th Avenue, Alameda Avenue and Colfax Avenue. **In total, an estimated 32,000 square feet of graffiti vandalism was removed in less than 8 hours!**

Call **3-1-1** and ask how you can be a part of upcoming volunteer opportunities!

GRAFFITI PREVENTION TIPS FOR YOUR PROPERTY

Make Your Property Less Attractive to Graffiti Vandals

- ⊙ **Create a barrier** – plant short shrubs, prickly plants, vines, etc. along walls and fences.
- ⊙ **Remove hiding places** – trim shrubs and weeds.
- ⊙ **Limit access** – secure gates, repair fences and relocate items that intruders can use to scale fences and walls.
- ⊙ **Light it up** – install outdoor lighting, consider motion-detecting lights.
- ⊙ **Coat it** – apply protective sealer to make graffiti cleanup quick and easy.

Denver Partners Against Graffiti (DPAG)

provides tools to help you keep your community clean and graffiti free. Many residents have already become partners by joining the Brush Off program. Your participation in the program can be as simple as reporting graffiti vandalism anywhere in Denver, to picking up **FREE** graffiti supplies to keep a traffic sign, pole, traffic control



box, or city dumpster clean. Another option might be to organize a graffiti paint out/litter clean up with your family, friends or neighbors. Supplies and loaner tools are available for check out from DPAG.

DPAG also provides assistance to help you remove graffiti from your home or business. To receive this free service, we must have a signed graffiti abatement authorization form on file for your property. If you have not already submitted an authorization form, call 3-1-1 and request one today. You may also download a form

at DenverGov.org/Graffiti. Once a form is on file for your property, you can request assistance whenever it's needed.

Call **3-1-1** to become a Brush Off partner and request free paint to cover up graffiti on your Brush Off site or on your property.

In conjunction with Keep Denver Beautiful, DPAG sponsors an annual essay and poster contest to educate students on topics such as graffiti vandalism, litter prevention and community pride. So whether you want to remove graffiti, report graffiti or involve youth, DPAG has the tools to help you keep your community clean and graffiti-free!

KEEP DENVER BEAUTIFUL (KDB) + YOU = CLEAN & BEAUTIFUL COMMUNITIES



Keep Denver Beautiful's mission is to create partnerships with residents and volunteers to eliminate trash, litter, illegal dumping and graffiti from our neighborhoods. Keep Denver Beautiful (KDB) coordinates hundreds of volunteer projects ranging from major events such as the annual Great American Cleanup to smaller Adopt-A-Spot, school campus, and block and alley cleanups. KDB has projects and partnerships for everyone!

ADOPT-A-SPOT

Adopt-A-Spot is for volunteers willing to adopt a small area and keep it litter-free and perhaps graffiti-free for one year.

GREAT AMERICAN CLEANUP

KDB is the local sponsor of the Great American Cleanup™, the nation's largest series of volunteer-led clean up events. These events start around Earth Day and run

through June. Great American Cleanup activities include:

- ▶ School campus cleanups.
- ▶ Adopt-A-Spot cleanups.
- ▶ Annual poster and essay contest, and awards ceremony.
- ▶ Neighborhood cleanups.
- ▶ Larger citywide cleanups.


OUTREACH AND EDUCATION

Through outreach and education, KDB increases awareness of solid waste management services and the benefits of clean and safe communities and develops partnerships with the community. KDB staff is available to speak to groups, attend neighborhood events (fairs, etc) or provide educational materials for your neighborhood.

YOUTH EDUCATION

The Youth Education program promotes litter and graffiti-prevention through action projects and educational presentations at schools, after-school programs, and community youth groups.

Elementary and middle-school aged youth are invited to participate in the Annual Poster & Essay contest. Contest winners are honored at our annual awards ceremony.



2010 First Place Winner:
Timothy Smith at Smiley Middle School

COMMUNITY BEAUTIFICATION & CLEANUP

Community beautification & cleanup projects are a perfect way for businesses, employees and groups to make a big difference in the community.

NEIGHBORHOOD CLEANUPS

Neighborhood cleanups transform residents into weekend "trash warriors" as volunteers clean up their neighborhoods – one block or alley at a time. KDB supports pre-registered projects with tools, cleanup supplies, and trash pick up.

MORE INFO

Call **3-1-1** or check us out online at **DenverGov.org/KDB** if you'd like to know more about KDB and how you, co-workers, family, neighbors or students can partner with us.

DENVER PUBLIC WORKS MASTER PLAN FOR MANAGING SOLID WASTE IN THE MILE HIGH CITY

The Department of Public Works recently completed the development of a Master Plan for Managing Solid Waste that lays out a 20-year vision for waste management services in Denver. The Plan was presented to City Council on Oct. 27, 2010 and is available to the public on our website at **DenverGov.org/SolidWastePlan**.

The vision that the plan lays out is that Denver will have a comprehensive, sustainable and efficient waste management system that will serve as a national model and will enhance the quality of life, health and beauty of the Mile High City. In the future, residents will manage their waste material services to align with community values for high customer service, sustainability and efficiency.



Denver Public Works will have a comprehensive waste management system that provides state-of-the-art customer service, reduces waste generation through innovative programs and policies, and encourages diversion of recyclables and organics. Denver Public Works will continue being a good steward of the environment, operating cost-effectively, protecting the safety of its workers and preparing Denver for the future.

Making the vision into a reality will require change in three strategic focus areas – legislative, operational and behavioral. If we can fully implement this vision, the outcomes will be transforming:

- ⊙ Solid waste services will become fully automated, with vastly improved collection efficiencies.
- ⊙ Denver residents will be empowered to recycle and compost, reducing our landfilled waste by as much as 32% or more.
- ⊙ Worker safety will be improved.
- ⊙ Methane and greenhouse gas emissions will be reduced.
- ⊙ Services will be maintained or expanded to Denver residents.
- ⊙ New "green" jobs will be created.
- ⊙ The life of the City's landfill will be prolonged.
- ⊙ Ultimately, Denver streets and alleyways will benefit by being cleaner.

We hope you'll take a moment to look at our plan. Questions and comments are always welcome.

ELECTRONICS RECYCLING



Technician disassembles electronic components

Nobody really knows how much unused or outdated electronic equipment is being stockpiled in closets, garages and basements across the city. Estimates are that **each Denver household is storing more than 11 pounds of unused or not working electronic equipment.** Many people keep this material around because they are either not sure what to do with it or feel there is some better purpose for it than throwing it away. And, there is a better purpose for these materials. Electronics recycling is one of the fastest growing recycling industries, and one that many people are just learning about.

Recycling electronics is not free. While there are some valuable materials contained in electronic waste, the cost to dismantle equipment into the various materials is labor intensive and expensive. That's why responsible electronics recyclers charge a recycling fee.

In an effort to assist Denver residents in recycling their electronic waste the City & County of Denver offers residents an **"E-cycle Coupon"** that allows them to drop off televisions, computers, monitors and other electronic devices for recycling at a significantly discounted rate. Residents can request an E-cycle Coupon by completing a form online at DenverGov.org/DenverRecycles or by calling 3-1-1.

This program is limited, so coupons are only available while supplies last, and there is a limit of one E-cycle Coupon per household per year. All electronic items need to be delivered to the City's recycler during normal business hours, and residents must present the E-cycle Coupon on arrival. This program is made possible by our partnership with Metech Recycling.

Properly and responsibly recycling electronic equipment is very important. Electronics

contain a variety of harmful and in some cases even toxic substances, that when discarded, can pose risks to our health and the environment. CRT (cathode ray tube) televisions and monitors on average contain 4 to 8 pounds of lead each. Flat panel televisions, laptops, and monitors have mercury containing lamps inside, and electronics circuitry and some cords and cables contain significant amounts of lead and cadmium. It's also important to ensure these materials are recycled so that we can reduce our need to mine or extract more of the natural resources used to make electronics.

Check out our website in early 2011 for information on upcoming electronic recycling collection events.

DENVER COMPOSTS

The Denver Composts program is the City's pilot composting collection program that allows participants to reduce their waste going to the landfill by separating out yard debris,

food, and soiled paper for composting. The program works much like the Denver Recycles program in that participants are issued a green cart to set out their materials for compost collection. The City then picks up the materials and delivers it to our commercial

composting partner, A1 Organics. The City pays A1 Organics a composting fee that is used to cover the costs of composting.

Denver Composts saw a major transition in 2010 from a free, granted-funded pilot program, to a fee-for-service program where residents were asked to pay for compost collection. The pilot has provided the City with a lot of valuable information, as this is the

first time Solid Waste Management has ever directly billed for a service, and it's the first time residents have paid directly for service. Denver Public Works staff wish to thank all the Denver Compost participants for their support of the program this year and their patience as we worked out the kinks in billing.

We are excited that we have received support to keep the current program in place during 2011. Unfortunately, the City's 2011 budget constraints will not allow us to expand the service in the upcoming year. However, Denver Public Works is hopeful that we'll be able to expand the service in the future.

MORE PARTICIPANTS SOUGHT IN THE PILOT AREAS.

There are still some spots available for new participants, so if you live in a composting pilot area and would like to participate in the pilot program, you can sign up easily online at DenverGov.org/DenverRecycles.

Not sure if you are in the pilot area?

You can search our online database to find out or just call 3-1-1. The fee for service is \$9.75 per month, payable upfront in one payment for the year or in four quarterly installments. There will be a 10% discount for participants making the one upfront yearly payment.

In Denver, more than 50% of what gets thrown away is organic materials (plant-based or animal-based materials), much of which could be composted. Methane is generated in landfills as organic material decays under anaerobic (without oxygen) conditions. Methane is a greenhouse gas 21 times more potent than carbon dioxide. Composting is a way to divert organic material from landfills, thereby reducing climate warming gases generated in landfills. Composting is nature's way of recycling and returning valuable organic matter and nutrients to the soil to be used again. By keeping organic material out of the landfill, we can extend the life of our landfill.

2011 HOLIDAY SCHEDULE

Don't get missed.

For 2011, service will be delayed one day following the holidays listed below:

Martin Luther King Day

Monday, January 17

President's Day

Monday, February 21

Cesar Chavez Day

Monday, March 28

Memorial Day

Monday, May 30

Independence Day

Monday, July 4

Labor Day

Monday, September 5

Thanksgiving Day

Thursday, November 24

Christmas

Monday, December 26

Normal collection services will occur on Veterans' Day Friday, November 11, 2011.



DENVER
THE MILE HIGH CITY
PUBLIC WORKS

This newsletter is printed on 100% post-consumer recycled paper.

CONTACT INFORMATION

Call **3-1-1** or visit us online for any of the Solid Waste Management services and programs listed below:

Trash Collection

DenverGov.org/Trash

Large Item Pickup

DenverGov.org/Trash

Denver Recycles

DenverGov.org/DenverRecycles

Denver Partners Against Graffiti

DenverGov.org/Graffiti

Keep Denver Beautiful

DenverGov.org/KDB

En Español

DenverGov.org/DenverRecycles/sp

If calling from outside Denver or from a mobile phone, dial 720-913-1311



Facebook: Go to facebook.com/denver.recycles.fan



Twitter: Go to twitter.com/DenverRecycles

DENVER RECYCLES ON FACEBOOK & TWITTER

You can connect with Denver Recycles on **Facebook** and **Twitter** for the latest recycling and composting news, programs and resources. If you "Like" us on Facebook or "Follow" us on Twitter, then you will be automatically alerted of our seasonal events (such as LeafDrop, Treecycle, Learn to Compost classes) and also receive timely updates on other activities and news. You can also post questions, or responses to our questions and surveys on the Denver Recycles' wall on Facebook.

Recycle Your Old Appliances



To schedule a **FREE** collection appointment call **303.430.7142** or DenverGov.org/Trash

WE'VE MOVED



To make room for the new West Corridor Light Rail, Solid Waste Management said goodbye to its Decatur Street facility in October and moved to the newly constructed **Public Works Central Platte Campus**. The new campus is located just north of Alameda and west of I-25 and is now home to Solid Waste

Management, Street Maintenance, Fleet Maintenance Services and Wastewater Management.

The new Public Works Central Platte Campus contains many sustainable design features and is **LEED Gold Certified** by the U.S. Green Building Council. Energy efficient features include the "sawtooth" roof which maximizes natural daylight into the buildings and optimizes the use

of photovoltaic solar panels. The use of recycled content structural materials and finishes, such as bathroom stall walls made from recycled plastic bottles, is another sustainable design feature. Additionally, the landscaping materials, such as ground cover made from recycled glass used around the new buildings, eliminate the need for watering.



2011 Denver Recycles Calendar:

Monday A week

January (enero)

SU	MO	TU	WE	TH	FR	SA
						1
2	3	4	5	6	7	8
9	10	11	12	13	14	15
16	H	18	19	20	21	22
23	24	25	26	27	28	29
30	31					

May (mayo)

SU	MO	TU	WE	TH	FR	SA
1	2	3	4	5	6	7
8	9	10	11	12	13	14
15	16	17	18	19	20	21
22	23	24	25	26	27	28
29	H	31				

September (septiembre)

SU	MO	TU	WE	TH	FR	SA
				1	2	3
4	H	6	7	8	9	10
11	12	13	14	15	16	17
18	19	20	21	22	23	24
25	26	27	28	29	30	

February (febrero)

SU	MO	TU	WE	TH	FR	SA
			2	3	4	5
6	7	8	9	10	11	12
13	14	15	16	17	18	19
20	H	22	23	24	25	26
27	28					

June (junio)

SU	MO	TU	WE	TH	FR	SA
				1	2	3
4	5	6	7	8	9	10
11	12	13	14	15	16	17
18	19	20	21	22	23	24
25	26	27	28	29	30	

October (octubre)

SU	MO	TU	WE	TH	FR	SA
						1
2	3	4	5	6	7	8
9	10	11	12	13	14	15
16	17	18	19	20	21	22
23	24	25	26	27	28	29
30	31					

March (marzo)

SU	MO	TU	WE	TH	FR	SA
		1	2	3	4	5
6	7	8	9	10	11	12
13	14	15	16	17	18	19
20	21	22	23	24	25	26
27	H	29	30	31		

July (julio)

SU	MO	TU	WE	TH	FR	SA
					1	2
3	H	5	6	7	8	9
10	11	12	13	14	15	16
17	18	19	20	21	22	23
24	25	26	27	28	29	30
31						

November (noviembre)

SU	MO	TU	WE	TH	FR	SA
		1	2	3	4	5
6	7	8	9	10	11	12
13	14	15	16	17	18	19
20	21	22	23	H	25	26
27	28	29	30			

April (abril)

SU	MO	TU	WE	TH	FR	SA
					1	2
3	4	5	6	7	8	9
10	11	12	13	14	15	16
17	18	19	20	21	22	23
24	25	26	27	28	29	30

August (agosto)

SU	MO	TU	WE	TH	FR	SA
	1	2	3	4	5	6
7	8	9	10	11	12	13
14	15	16	17	18	19	20
21	22	23	24	25	26	27
28	29	30	31			

December (diciembre)

SU	MO	TU	WE	TH	FR	SA
				1	2	3
4	5	6	7	8	9	10
11	12	13	14	15	16	17
18	19	20	21	22	23	24
25	H	27	28	29	30	31

= recycling collection day H = City holiday

INSIDE THIS ISSUE

- 1 Impact Your Community.....1
- 2 Trash Guidelines.....1, 2
- 3 LIP Calendar.....3
- 4 Barrel Overflow Calendar.....4
- 5 Recyclable Materials.....5
- 6 Recycling in Schools.....6
- 7 Reduce & Reuse.....7
- 8 Graffiti Abatement.....8
- 9 Keep Denver Beautiful.....9
- 9 Solid Waste Master Plan.....9
- 10 Electronics Recycling.....10
- 10 Denver Composts.....10
- 11 Holidays & Contact Info.....11
- 12 Recycling Calendar.....12

Para la información en Español y una copia completa de este boletín en Español llame al 3-1-1 o visite DenverGov.org/DenverRecycles/sp

Presorted Std.
US Postage
PAID
Denver, CO
Permit No. 1056

DENVER
THE MILE HIGH CITY
PUBLIC WORKS

Denver Public Works
Solid Waste Management
2000 W. 3rd Ave., 3rd Floor
Denver, CO 80223

