

WasteWise DENVER



DENVER PUBLIC WORKS

2012 SOLID WASTE MANAGEMENT NEWSLETTER

Denver Recycles is Hungry for More! Now Accepting Mixed Plastics



Denver Recycles wants more of your plastics! In April 2011, the recycling program began accepting all **rigid plastic containers marked with a number 1 through 7** on them. The quantities have been increasing, but we know you have more plastics in your homes that could be recycled.

While it is exciting that we can recycle more, it remains very important that recycling participants pay close attention to our guidelines about what is and is not accepted, as not all plastics can be recycled.

Denver Recycles accepts rigid plastic bottles, jugs, jars, tubs, cups, trays and containers marked with a number 1 through 7 in the recycling symbol.

Remember, containers should be empty and lids removed when possible.



Examples of **ACCEPTABLE** plastics are:




- ♻️ Soda, water, shampoo and soap bottles
- ♻️ Milk, laundry detergent and cat litter jugs
- ♻️ Yogurt, sour cream, cottage cheese and butter tubs
- ♻️ Peanut butter and mayonnaise jars
- ♻️ “To-go” or “take out” plastic drinking cups
- ♻️ Plastic trays like those used for microwave dinners
- ♻️ “Clam-Shell” containers like those used to package strawberries, blueberries and bakery goods
- ♻️ Plastic containers like those used to package salad mixes

Plastics **NOT** **ACCEPTED** include:

NO plastic bags; Styrofoam® packaging like cups and meat trays; shrink wrap; toys; plastic tubes; containers larger than 3 gallons; and, containers marked as “PLA,” compostable or made from plant based materials.

For a complete list of materials you can recycle in your purple Denver Recycles cart, check page 9 of this newsletter or visit us online at DenverGov.org/DenverRecycles.

Trash Service Guidelines

	DUMPSTER SERVICE 	MANUAL SERVICE 	BARREL SERVICE 
SET OUT	If space is not available in the dumpster closest to your home, place your trash in any of the dumpsters in your alley.	Set your trash out by 7 AM. Place containers at the curb or the flowline of the alley.	Set your trash out by 7 AM. Place your barrel in the street with the wheels against the curb or the flowline of the alley.
VOLUME AND WEIGHT LIMITS	Do <u>not</u> place furniture, construction debris, excess branches, sod or dirt in dumpsters.	Containers or bags must not weigh more than 50 pounds each or exceed 32 gallons in size.	Use your barrel to full capacity. The barrel lid may be open up to 45 degrees.
CLEARANCE AND CLEANLINESS	Keep the area around dumpsters clear and keep dumpster lids closed to reduce litter and pests. Large items should only be set out in the alley on scheduled LIP weeks.	Allow 4 feet of clearance on all sides of your trash. Obstructions such as cars, fences, poles, large items or other collection containers may prevent collection from occurring.	Allow 4 feet of clearance on each side of your barrel. Obstructions such as cars, fences, poles, overflow trash, large items or other collection containers may prevent the automated trucks from emptying your barrel.



Bag Your Trash

- Reduces litter
- Prevents odors
- Ensures your container empties properly

Setting Out Branches and Yard Waste

Follow These Guidelines When Setting Out Branches and Yard Waste:



- **Tie loose branches in bundles no longer than 4 feet in length and weighing no more than 50 pounds.** No branches may exceed 4 inches in diameter.
- No sod or dirt.
- **Leaves and yard clippings must be in bags or containers, and must not weigh more than 50 pounds each.** Find out about the fall leaf recycling program by checking out the LeafDrop information on page 11 and learn more on page 7 about naturally recycling your grass by Grasscycling.

BARREL SERVICE CUSTOMERS

- A **maximum of 10 branch bundles** per household will be collected per overflow collection cycle (every 3 weeks).
- Do not place branches in your City-issued black barrel.
- Place branches at least 4 feet away from your barrel or recycling cart.

MANUAL SERVICE CUSTOMERS

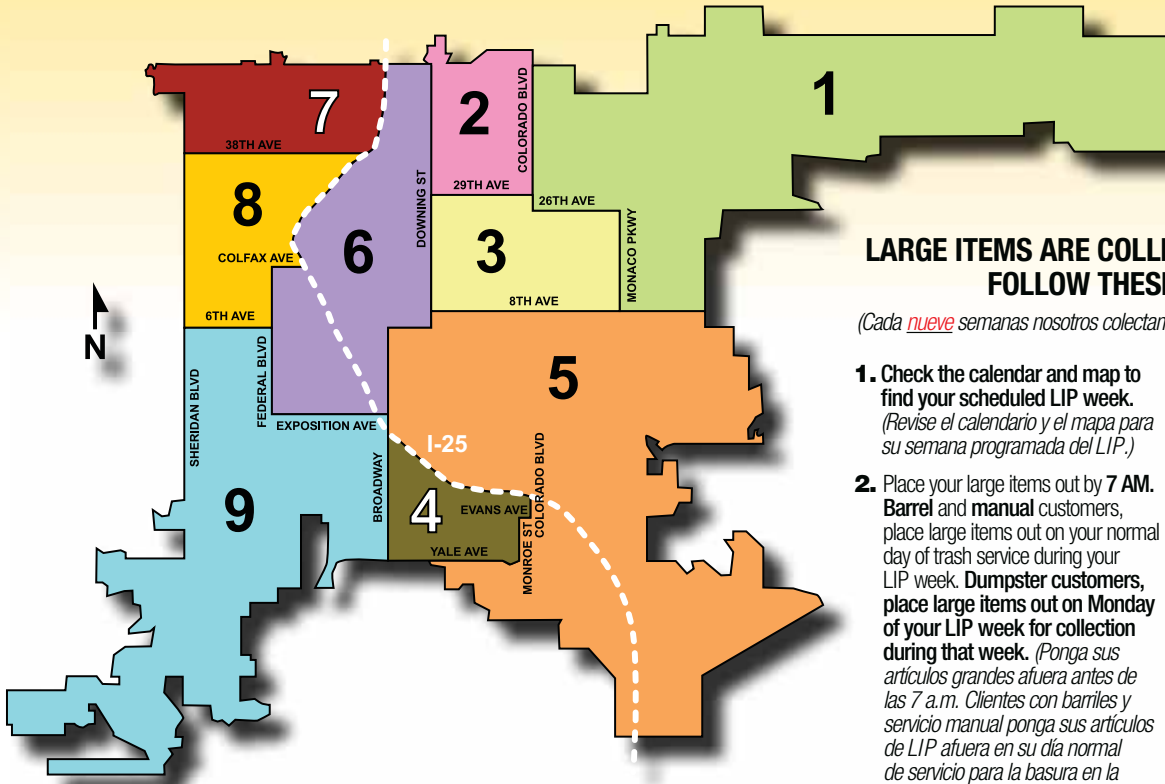
- A **maximum of 10 items** including trash bags, containers and branch bundles per household will be collected each week.

DUMPSTER SERVICE CUSTOMERS

- A **maximum of 5 branch bundles** can be placed in a dumpster per week. If the dumpsters already have branches, please hold yours over until the next week.
- Excess branches or bagged yard debris may be set out on your scheduled Large Item Pickup (LIP) week.
- Do not place items within 4 feet of the dumpsters.

If you need help with your branches, Denver Forestry maintains a list of licensed tree contractors who can help with your tree care needs and many offer branch removal services. A list can be found at DenverGov.org/Forestry.

2012 Large Item Pickup (LIP) Calendar



LARGE ITEMS ARE COLLECTED EVERY **NINE** WEEKS. FOLLOW THESE INSTRUCTIONS:

(Cada nueve semanas nosotros colectamos artículos grandes. Siga las instrucciones:)

- 1. Check the calendar and map to find your scheduled LIP week.** (Revise el calendario y el mapa para su semana programada del LIP.)
- 2. Place your large items out by 7 AM.** Barrel and manual customers, place large items out on your normal day of trash service during your LIP week. **Dumpster customers, place large items out on Monday of your LIP week for collection during that week.** (Ponga sus artículos grandes afuera antes de las 7 a.m. Clientes con barriles y servicio manual ponga sus artículos de LIP afuera en su día normal de servicio para la basura en la semana programada para su LIP. Clientes con basureros ponga su artículos grandes afuera el lunes de la semana programada para su para la colección esa semana.)
- 3. Only set out large items according to the LIP collection schedule.** (Ponga sus artículos grandes en la semana programada de LIP.)
- 4. Make sure the items are at least 4 feet away from your trash container, recycling container, cars and other obstructions.** (Asegúrese que los artículos estén por lo menos a 4 pies de retirados de su bote de basura, carro y otras obstrucciones.)

○ = Treecycle Collection (Reciclaje de árboles colección) H = City Holiday (Vacaciones de ciudad) 1 2 3 4 5 6 7 8 9 = LIP areas

January (enero)

SU	MO	TU	WE	TH	FR	SA
1	H	3	4	5	6	7
8	9	10	11	12	13	14
15	H	17	18	19	20	21
22	23	24	25	26	27	28
29	30	31				

February (febrero)

SU	MO	TU	WE	TH	FR	SA
				1	2	3
4						
5	6	7	8	9	10	11
12	13	14	15	16	17	18
19	H	21	22	23	24	25
26	27	28	29			

March (marzo)

SU	MO	TU	WE	TH	FR	SA
				1	2	3
4	5	6	7	8	9	10
11	12	13	14	15	16	17
18	19	20	21	22	23	24
25	H	27	28	29	30	31

April (abril)

SU	MO	TU	WE	TH	FR	SA
1	2	3	4	5	6	7
8	9	10	11	12	13	14
15	16	17	18	19	20	21
22	23	24	25	26	27	28
29	30					

May (mayo)

SU	MO	TU	WE	TH	FR	SA
			1	2	3	4
5						
6	7	8	9	10	11	12
13	14	15	16	17	18	19
20	21	22	23	24	25	26
27	H	29	30	31		

June (junio)

SU	MO	TU	WE	TH	FR	SA
					1	2
3						
4	5	6	7	8	9	
10	11	12	13	14	15	16
17	18	19	20	21	22	23
24	25	26	27	28	29	30

July (julio)

SU	MO	TU	WE	TH	FR	SA
1	2	3	H	5	6	7
8	9	10	11	12	13	14
15	16	17	18	19	20	21
22	23	24	25	26	27	28
29	30	31				

August (agosto)

SU	MO	TU	WE	TH	FR	SA
				1	2	3
4						
5	6	7	8	9	10	11
12	13	14	15	16	17	18
19	20	21	22	23	24	25
26	27	28	29	30	31	

September (septiembre)

SU	MO	TU	WE	TH	FR	SA
						1
2	H	4	5	6	7	8
9	10	11	12	13	14	15
16	17	18	19	20	21	22
23	24	25	26	27	28	29
30						

October (octubre)

SU	MO	TU	WE	TH	FR	SA
	1	2	3	4	5	6
7	8	9	10	11	12	13
14	15	16	17	18	19	20
21	22	23	24	25	26	27
28	29	30	31			

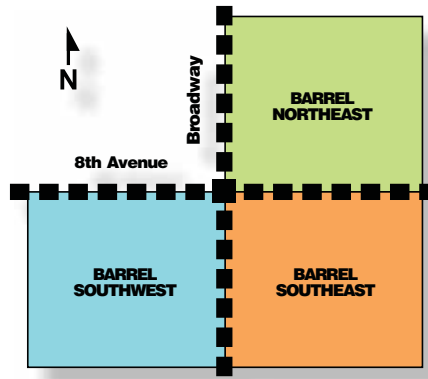
November (noviembre)

SU	MO	TU	WE	TH	FR	SA
				1	2	3
4	5	6	7	8	9	10
11	12	13	14	15	16	17
18	19	20	21	H	23	24
25	26	27	28	29	30	

December (diciembre)

SU	MO	TU	WE	TH	FR	SA
						1
2	3	4	5	6	7	8
9	10	11	12	13	14	15
16	17	18	19	20	21	22
23	24	H	26	27	28	29
30	31					

2012 Barrel Trash Overflow Collection Calendar



- = Barrel Northeast (barriles noreste)
- = Barrel Southeast (barriles sureste)
- = Barrel Southwest (barriles suroeste)
- = LIP weeks outlined in black (semana del LIP)
- H** = City Holiday (Vacaciones de ciudad)

January (enero)

SU	MO	TU	WE	TH	FR	SA
1	H	3	4	5	6	7
8	9	10	11	12	13	14
15	H	17	18	19	20	21
22	23	24	25	26	27	28
29	30	31				

February (febrero)

SU	MO	TU	WE	TH	FR	SA
			1	2	3	4
5	6	7	8	9	10	11
12	13	14	15	16	17	18
19	H	21	22	23	24	25
26	27	28	29			

March (marzo)

SU	MO	TU	WE	TH	FR	SA
				1	2	3
4	5	6	7	8	9	10
11	12	13	14	15	16	17
18	19	20	21	22	23	24
25	H	27	28	29	30	31

April (abril)

SU	MO	TU	WE	TH	FR	SA
1	2	3	4	5	6	7
8	9	10	11	12	13	14
15	16	17	18	19	20	21
22	23	24	25	26	27	28
29	30					

May (mayo)

SU	MO	TU	WE	TH	FR	SA
		1	2	3	4	5
6	7	8	9	10	11	12
13	14	15	16	17	18	19
20	21	22	23	24	25	26
27	H	29	30	31		

June (junio)

SU	MO	TU	WE	TH	FR	SA
					1	2
3	4	5	6	7	8	9
10	11	12	13	14	15	16
17	18	19	20	21	22	23
24	25	26	27	28	29	30

July (julio)

SU	MO	TU	WE	TH	FR	SA
1	2	3	H	5	6	7
8	9	10	11	12	13	14
15	16	17	18	19	20	21
22	23	24	25	26	27	28
29	30	31				

August (agosto)

SU	MO	TU	WE	TH	FR	SA
		1	2	3	4	
5	6	7	8	9	10	11
12	13	14	15	16	17	18
19	20	21	22	23	24	25
26	27	28	29	30	31	

September (septiembre)

SU	MO	TU	WE	TH	FR	SA
						1
2	H	4	5	6	7	8
9	10	11	12	13	14	15
16	17	18	19	20	21	22
23	24	25	26	27	28	29
30						

October (octubre)

SU	MO	TU	WE	TH	FR	SA
	1	2	3	4	5	6
7	8	9	10	11	12	13
14	15	16	17	18	19	20
21	22	23	24	25	26	27
28	29	30	31			

November (noviembre)

SU	MO	TU	WE	TH	FR	SA
				1	2	3
4	5	6	7	8	9	10
11	12	13	14	15	16	17
18	19	20	21	H	23	24
25	26	27	28	29	30	

December (diciembre)

SU	MO	TU	WE	TH	FR	SA
						1
2	3	4	5	6	7	8
9	10	11	12	13	14	15
16	17	18	19	20	21	22
23	24	H	26	27	28	29
30	31					

Learn How To Handle Your Overflow Trash – Don't Get Left Holding The Bag



- Overflow trash is collected **once every three (3) weeks**.
- During your scheduled overflow collection week, your overflow trash must be **set out by 7 AM** on your normal trash collection day.
- **Only trash inside the black barrel is collected weekly.** Overflow trash is any material left outside of your City-issued black trash barrel.
- **Trash should not be stored at the curb on non-collection days.** Store your overflow trash on your property, out of public view, until your scheduled collection day.
- **Trash should not be set out in cardboard boxes.**
- **Maximum of 10 bags** will be collected per overflow collection cycle (every 3 weeks) per household.
- **Use your barrel to full capacity.** Heavy items should be placed in the bottom, the lid may be open to a 45 degree angle and **trash must not be placed on top of the lid.**

To learn ways to reduce your trash visit us online at DenverGov.org/Trash

Taking Care of the Dumpster in Your Alley

Almost half of Denver homes receive trash collection service through shared dumpsters in the alley. Since the dumpsters are a shared resource, **it is the responsibility of all the neighbors on the block to take care of the dumpsters and surrounding area in their alley.** While dumpsters can be convenient for residents to use, if they are not properly cared for problems can arise. There are some basic dumpster usage and care guidelines you should follow:

- **Keep Your Eyes Open:** About 80 percent of **illegal dumping** in Denver occurs in alleys with dumpsters. If you see illegal dumping taking place in your alley, try to write down the license plate number and report it to us by calling 311. Please do not confront illegal dumpers.
- **Keep Liquids & HHW Out:** Never put liquids, electronics or household hazardous waste (paint, chemicals, fluorescent bulbs, etc.) in dumpsters. These items can cause significant health, safety and environmental concerns if they spill or leak out of dumpsters.

- **Bag All Your Trash:** Loose trash can cause litter in your alley when dumpsters are emptied.
- **Close Dumpster Lids:** Rodents and wind can cause litter when dumpster lids are left open. If your neighbors aren't the best at closing lids, help everyone out by closing the lids yourself.
- **Pick Up Litter:** Take a turn picking up litter in and around the dumpsters in your alley. If everyone pitches in a little, your alley will stay clean.
- **Leave Clearance Space:** Do not place items up against dumpsters or leave items around the outside of dumpsters, as they may prevent the dumpster from being emptied and may attract illegal dumping. Recycling carts and large items should be set at least 4 feet away from dumpsters.



- **Remove Graffiti:** Contact Denver Partners Against Graffiti about removing graffiti from dumpsters in your alley, or get free paint supplies to remove the graffiti yourself.
- **Report Damage:** Call 311 to report damaged dumpsters. For example, missing or broken dumpster lids or rusted dumpster bottoms.
- **Recycle:** In Denver, dumpster service customers produce about 30 percent more trash than other service types. Reduce your waste by signing up for Denver Recycles FREE recycling program by calling 311 or visiting DenverGov.org/DenverRecycles.

Proper Set Out Guidelines

Whether you are setting out your purple recycling cart, black trash barrel or trash bags, there are specific guidelines that you should follow to ensure that your container is serviced properly every time, and to help keep your neighborhood clean and litter free.

- 1 Recycling carts and trash containers (barrels, cans or bags) should be **set out by 7 AM** on your scheduled collection days. Solid Waste Management often makes route changes to increase efficiency, so make sure your containers are out on time.
- 2 After collection has occurred, your recycling carts and trash containers (barrels or cans) must be **brought back onto your property** and placed out of public view. Containers should not be left in the alley or at the curb on non-collection days.
- 3 Recycling carts and trash containers (barrels, cans or bags) should **not be placed out for collection any earlier than the evening before** your scheduled collection day.
- 4 **Do not block sidewalks, pathways, gates or garages** when setting out your containers for collection.
- 5 Please make sure there is **at least 4 feet of unobstructed space** on each side of your containers. This way the automated collection trucks will have room to safely empty them.

Go Online with Solid Waste Management

As more and more Denver residents seek services online Solid Waste Management and the City & County of Denver have been working hard this year to improve your access to our services and information via our web sites. We encourage you to check us out online!



HERE'S HOW YOU CAN BEST REACH US:

Need to submit a service request?



Visit Denver's 311 Help Center online at DenverGov.org/311 where you can submit a specific "Help Request" for service like reporting a dead animal for collection or reporting graffiti.

Just want to check your trash or recycling service schedule? Visit us at DenverGov.org/Trash. You can also sign up for recycling services here too.

Looking for more information?

Visit DenverGov.org/DenverRecycles to:

- Determine your next recycling collection day.
- **Find drop-off locations** where you can recycle a variety of different materials that are not accepted in your purple cart. We have listings for hundreds of recyclables like paint, cell phones, scrap metal and so much more.
- **Sign up** for a recycling service reminder. We'll send you an e-mail prior to your recycling collection day.
- Find out about our **seasonal programs** like Treecycle, Leafdrop, Mulch Giveaway and FREE Learn to Compost Classes.

- Request an **E-cycle coupon** to get a discount to recycle electronics.
- Get the **latest news** about recycling, solid waste and upcoming events.

For even more information and announcements, connect with Denver Recycles on **Facebook** and **Twitter**. If you "Like" us on Facebook or "Follow" us on Twitter, then you will be automatically alerted of our seasonal and special programs, and also receive timely updates on other recycling news.



Facebook: Go to
facebook.com/denver.recycles.fan



Twitter: Go to
twitter.com/DenverRecycles

Even though we've improved our online services, if we miss your trash or you have service related questions, the best way to reach us is still by calling **311**. We have a much faster response time if we hear from you as soon as possible.

DPS Students Become Trash Detectives

This summer Denver Recycles received a competitive grant from the Environmental Protection Agency, Region 8 in the amount of \$44,000. These grant funds will be used to assist 12 Denver public schools with educating students, staff and families on how to critically think about waste, and increasing recycling and waste reduction at school through hands-on activities and projects.

To kick things off this Fall, each participating school assisted Denver Recycles staff with a waste sort where one day's worth of school trash was set aside and documented. Students acted as "Trash Detectives," using their investigative skills to sort, categorize and weigh school trash as a means of identifying where their

schools can make improvements in their recycling efforts.

Next, the students will work with Denver Recycles to start projects aimed at increasing recycling and waste reduction for items such as food scraps, paper towels, milk cartons and classroom paper commonly found in school trash.

The 12 schools participating in this program are: Academy of Urban Learning, Ashley, Centennial, DCIS, Monroe, Montclair, Newton, Thomas Jefferson, Trevista at Horace Mann, Valdez, University Park and Westerly Creek.



Denver Named 4th Cleanest Large City in 2010 By Travel and Leisure Magazine

Volunteers are the Key to Denver's Success

The success of our programs and cleanliness of the city can be attributed to all the wonderful individuals, families, groups and businesses that volunteer their time helping to keep Denver communities graffiti and litter free. Each spring, Keep Denver Beautiful and Denver Partners Against Graffiti honors these volunteers at an awards presentation. The City also honors the elementary and middle school winners of the annual poster and essay contest,



2011 First Place Winner: Alanna Evans at Morey Middle School

which promotes civic responsibility and community pride through awareness of graffiti vandalism and litter prevention.

Take Action in 2012 to Become One of Our Amazing Volunteers by Participating in One of Our Programs:

- **Adopt-A-Spot** and agree to keep it litter free for one year. Pick your spot or Keep Denver Beautiful can suggest a spot, and we will install a sign at your adopted spot to recognize your commitment and good work.
- Become a **Brush Off Partner** by selecting a convenient location (stop sign, pole, dumpster, etc.) and keep it graffiti free.
- Plan a group **Neighborhood Cleanup** in your community any time of the year.
- Participate in the **Great American Cleanup** next spring by cleaning up litter and removing graffiti around your house or neighborhood.
- Join the **Annual Kwal Brush Off Community Challenge** next summer (see page 7 for details).

Training and supplies are available for all volunteer projects and most volunteer projects are suitable for anyone over the age of 6 years old. To find out more about volunteering in your community call 311 or visit us online at DenverGov.org/KDB.

We Need You for the 2012 Great American Cleanup

Neighborhood Cleanups are critical to ensuring the cleanliness of our City. It's never too early to start planning your 2012 Great American Cleanup project.


Keep Denver Beautiful hosted the Annual Great American Cleanup in 2011 from March through May. **This event attracted more than 6,000 volunteers**, 4,000 of which were Denver Public School students, teachers and school volunteers. In total, volunteers donated more than 20,000 hours to help make Denver more beautiful by cleaning up litter, hauling away debris piles and covering up graffiti.

Event activities included:

- Neighborhood cleanups and beautification projects
- School campus cleanups
- A citywide neighborhood cleanup day
- Adopt-A-Spot cleanups
- School anti-graffiti and litter presentations



Recycle Your Old Appliances



To schedule a **FREE** collection appointment call **303.430.7142**

Wipe Out Graffiti with FREE Paint

Tag You're It. Take part in keeping graffiti out of your neighborhood. We know that it's frustrating to see

graffiti, whether it's on the stop sign down the street, or on your garage or fence. Studies have shown that the best way to prevent graffiti is to remove it as quickly as possible, preferably within 24 to 72 hours. So let's all pitch in to keep our neighborhoods graffiti free

by picking up some free paint from Denver Partners Against Graffiti and painting over it.



GRAFFITI VANDALISM STOPS WITH YOU!

Call **311** or visit **DenverGov.org/Graffiti** for more information.

FREE PAINT AND GRAFFITI CLEANUP SUPPLIES ARE AVAILABLE AT:

Community Police Station Paint Banks

NW Denver –
District #1 Substation
1311 W. 46th Avenue
720-913-0400

NE Denver –
District #2 Substation
3921 Holly Street
720-913-1000

Each time you visit a Paint Bank you may obtain*:

Paint for **private property**2 gallons
Paint for **City-owned dumpsters**2 quarts
Cleaning product for **poles, signs** and other **metal surfaces**1 canister

*Call 311 to place large orders of paint for neighborhood cleanups or to find additional paint bank locations. You must show proof of residency when picking up supplies.

You Can Help Prevent Graffiti Vandalism

- ⦿ **Be aware** of what's going on in your neighborhood.
- ⦿ **Prevent graffiti** by lighting your property. Consider installing motion sensor lights.
- ⦿ **Report graffiti vandalism** on your property to the police department.
- ⦿ **Report graffiti on any property** in Denver (traffic signs, newspaper boxes, buildings, highways, etc.) to 311.
- ⦿ **Remove graffiti promptly!** Visit a paint bank to pick up free graffiti removal supplies.
- ⦿ **Request removal assistance.** Sign an authorization form allowing Denver Partners Against Graffiti to remove graffiti from your property.
- ⦿ **Become a Brush Off Partner!** Sign up and receive free supplies to remove graffiti in your community.

Call **311** or visit **DenverGov.org/Graffiti** for more information.

Volunteers Remove 14,000 Square Feet of Graffiti at Annual Brush Off Community Challenge



More than 600 energetic and enthusiastic volunteers participated in the 2nd Annual **Kwal Brush Off Community Challenge!**

The Challenge events were held this past summer on July 23rd and August 20th. Individuals, groups and families joined forces to clean up graffiti vandalism and pick up litter, making a huge impact in the neighborhoods they worked!

Volunteers removed about 14,000 square feet of graffiti and they had fun doing it!

In addition to Denver Partners Against Graffiti (Denver Public Works), this year's sponsors were Kwal Paint, 9News, Deep Rock Water, 7-Eleven, Boyer's Coffee and Blue Bell Ice Cream.

Visit **DenverGov.org/Graffiti** or call **311** to find out how you can be a part of the 3rd Annual Kwal Brush Off Community Challenge in 2012, as well as other volunteer opportunities!



GRASSCYCLE

Lose the Bag . . . and Leave the Grass Clippings on the Lawn!

Grasscycling is the natural way to recycle grass clippings and provides your lawn with the valuable nutrients and water that it needs.

All that extra baggage last spring and summer created almost 50,000 tons of yard waste from Denver residents.

Why Grasscycle?

- ▶ Make less trash
 - ▶ Save money
 - ▶ Enjoy a healthier lawn
 - ▶ Save water
 - ▶ Reduce your work
- Afraid to leave clippings on your lawn? Don't worry – **Grasscycling does not cause thatch.** If you use a landscaping service, ask them to Grasscycle.

You Can Grasscycle Successfully!

To learn more visit **DenverGov.org/DenverRecycles**



Electronics Recycling

Denver residents recycled more than 170,000 pounds of televisions, computers, monitors and other electronic devices through the electronics recycling programs offered by Denver Recycles this past year. Denver Recycles partnered with Comcast and Metech Recycling to hold three **"Eco-rally Electronics Recycling Collection Events"** in which more than 960 residents participated. These single day events were held by appointment only and offered residents a significantly discounted rate for recycling electronic materials.



An additional 558 residents used Denver Recycles' **"E-cycle coupon"** this past year. The E-cycle coupon allows residents to take their electronics directly to Metech's recycling facility and recycle them at a discounted price.

Do you have electronics that need recycling? Take advantage of the E-cycle coupon program by

completing a form online at DenverGov.org/DenverRecycles or by calling 311. Also, stay tuned for information on electronics recycling collection events in 2012.

Properly and responsibly recycling electronic equipment is very important. Electronics contain a variety of harmful, and in some cases, even toxic substances, that when discarded can pose risks to our health and the environment. CRT (Cathode Ray Tube) televisions and monitors contain an average of 4 to 8 pounds of lead each. Flat panel televisions, laptops and monitors have mercury containing lamps inside and electronic circuitry, and some cords and cables contain significant amounts of lead and cadmium.

Responsible Electronics Recycling Is Important

It's also important to ensure these materials are recycled so that we can reduce our need to mine or extract more of the natural resources used to make electronics.

While there are some valuable materials contained in electronic waste, the cost to dismantle this equipment into the various materials is labor intensive and expensive, especially for televisions and monitors. That is why there is a recycling charge when electronics are recycled. **The City partners with Metech Recycling, a certified e-Steward, to ensure your electronics are recycled responsibly.** For more information about the e-Steward certification visit ban.org.

Treecycle 2012

It's as easy as can be! January 3 - 13

Service notes:

- ▶ Sorry no artificial or flocked trees. Real Christmas trees only.
- ▶ **Dumpster** service customers should place their Christmas tree out for recycling on either Tuesday, January 3rd or Monday, January 9th for collection during that week.
- ▶ **Barrel and Manual** service customers should place their

Christmas tree out for recycling on their normal trash days between January 3rd and 13th.

- ▶ Do not place trees in dumpsters. Trees should be placed at least 4 feet away from dumpsters.

Questions? Call 311 or visit DenverGov.org/DenverRecycles

- 1** Remove all decorations and tree stand.
- 2** Set your tree out for collection during the first two weeks of January.
- 3** Watch your tree get picked up for recycling.
- 4** Reclaim free mulch made from your tree next spring.



Municipal Services

Denver Solid Waste Management is proud of the services we provide. In addition to servicing more than 172,000 residential homes for trash, recycling and limited composting, Solid Waste Management also services more than 143 Denver Public Schools and facilities, and more than 180 City & County of Denver municipal facilities including fire stations, police stations, recreation centers and library branches. Denver Recycles was pleased to "tee" off recycling services this past year at three municipal golf courses – Kennedy, Wellshire and Willis Case.

So, the next time you're at a City facility looking to recycle something, check around for a recycling bin. If you don't see one, be sure to ask someone where you can recycle.

Recycle

These Materials In Your Purple Cart



Corrugated Cardboard

- ♻️ Flatten & cut cardboard into pieces no larger than 2 ft. x 2 ft.
- ♻️ Only broken down boxes inside the cart will be collected for recycling
- ♻️ **No wax coated cardboard**



Steel Cans & Aerosol Cans

- ♻️ Aerosol cans must be empty



Aluminum Cans, Foil & Pie Plates

- ♻️ Remove as much food residue as possible



Paperboard

- (cereal boxes, paper towel rolls, paper egg cartons, etc.)
- ♻️ Remove plastic bags and film
- ♻️ **No foil coated containers or paper cups**



Newspaper, Magazines & Catalogs

- ♻️ Remove plastic bags



Phone Books

- ♻️ Remove bags and magnets



Glass Bottles & Jars

- ♻️ Food and beverage glass only
- ♻️ Remove all lids, caps and corks
- ♻️ Large metal lids can be recycled, but must be removed



Office Paper & Junk Mail

- ♻️ Limit shredded paper. Place all shredded paper in a closed paper bag and mark bag as shredded paper.



Paper Bags

- ♻️ Remove food wrappings and food
- ♻️ **No plastic bags**
- ♻️ **No microwave popcorn bags**

UNACCEPTABLE MATERIAL

Don't put these items in your recycling cart:

- NO** Garbage
- NO** Plastic Bags
- NO** Toys
- NO** Plastic Tubes
- NO** Styrofoam™ of any kind
- NO** Plastic Shrink Wrap
- NO** Paper Cups or Plates
- NO** Bubble Wrap or Envelopes with Bubble Wrap Inside
- NO** Ceramics or Drink Glasses
- NO** Candy or Food Wrappers
- NO** Plastic like containers marked as "Compostable," "PLA" or "made from plant based materials"

Any items listed above or other items not on the acceptable materials list have the potential to ruin an entire load of recyclables. Please read the accepted items list carefully before putting items in your recycling cart.



and Plastics

Plastic Bottles, Jugs, Jars, Tubs, Cups, Trays and Containers

Acceptable plastics must be rigid plastic containers marked with a number ♻️ through ♻️. Empty all food & liquids. Remove plastic lids and caps when possible and discard them.



EXAMPLES OF ACCEPTED PLASTIC ITEMS INCLUDE:

- ♻️ Soda, water, shampoo and soap bottles
- ♻️ Milk, laundry detergent and cat litter jugs
- ♻️ Yogurt, sour cream, cottage cheese and butter tubs
- ♻️ Peanut butter and mayonnaise jars
- ♻️ "To-go" or "take out" plastic drinking cups
- ♻️ Plastic trays like those used for microwave dinners
- ♻️ "Clam-Shell" containers like those used to package strawberries, blueberries and bakery goods
- ♻️ Plastic containers like those used to package salad mixes



DenverGov.org/DenverRecycles



Safety in Our Neighborhoods

Safety is a responsibility that Denver Solid Waste Management takes very seriously. In fact, **trash and recycling collectors have the 7th highest job-related fatality rate** in the United States. So help us prevent injury and property damage by always playing it safe around our collection trucks and being careful about what you put in your trash.

DRIVING

Solid Waste Management employees drive more than a million miles a year through Denver neighborhoods. We provide extensive safety training to our employees, but when we're in your neighborhood we need your help. When you see a trash truck, or other large vehicle, remember to **slow down, stay back, watch for signals and proceed with caution**. This will help to ensure that we see you and that everyone has time to react appropriately should it be necessary.

CAUTION – SHOULD IT GO IN THE TRASH?

Denver Solid Waste Management employees pick up about 400 million pounds of bagged trash each year and way too often they come across hazards that can be very dangerous. Please be careful and thoughtful about what you put in your trash bag, and use alternative disposal options for some dangerous household items such as:

- 1. Compact Fluorescent Bulbs (CFLs):** It is important to dispose of fluorescent bulbs properly. Not only is the glass sharp and can poke out of trash bags, but these bulbs also contain mercury that is hazardous when inhaled or touched. Instead of disposing of CFLs in your trash, recycle them for free at hardware stores such as Home Depot, Lowes or Ace Hardware.
- 2. Needles:** Needles or "sharps" should never be placed in trash bags, trash containers or recycling carts. Instead, needles and sharps should be placed in specially designed medical containers and sent to licensed medical waste companies for disposal. For information about proper disposal visit CDPHE online at CPDHE.state.co.us/hm/hhw/howto/needles2.htm.
- 3. Hazardous Waste:** Never put hazardous waste in your trash; it is hazardous to Solid Waste operators and the environment. Instead, take advantage of the City's low cost Household Hazardous Waste Disposal program and material-specific drop sites around the city. For more information visit DenverGov.org/DenverRecycles.
- 4. Old Electronics:** Electronics contain a number of harmful substances, and many contain sharp glass and metals that when set out in the trash present a risk to our operators, your neighbors and the environment. Consider using our E-cycle coupon or collection events to safely recycle your old electronics.

Thank you in advance for helping to watch out for your safety and ours.

Learn Where to Recycle Just About Anything!

Sure you can recycle paper, bottles, cans and a whole lot more (see *Recycle These Materials in Your Purple Cart* on page 9) with Denver Recycles, but recycling in our city goes beyond what you can put in your purple cart. In fact, Denver is lucky to have many great retailers, non-profits and companies that allow the public to drop off a variety of items at their locations for reuse, recycling or composting.



To help you easily locate these organizations, Denver Recycles maintains a **Recycling Directory** which contains drop site listings for more than 100 different categories of materials from the very common, such as latex paint, and construction and building materials, down to the unusual, such as wine corks and hearing aids.

So the next time you find yourself with old metal hangers, CD cases or foam packaging peanuts that you can't put in your Denver Recycles cart, don't assume they are trash because there actually could be a drop site near you that will accept those items for reuse or recycling.

You can find the Denver Recycles Recycling Directory at DenverGov.org/RecyclingDirectory.



**SAFELY
DISPOSE OF
YOUR HOUSEHOLD
HAZARDOUS WASTE**

Accepted Items:

- ▶ Automotive fluids
- ▶ Batteries
- ▶ Caulk & grout
- ▶ Cleaners & polishes
- ▶ Fertilizers
- ▶ Fluorescent lights
- ▶ Glue adhesives
- ▶ Insecticides & poisons
- ▶ Mercury thermometers
- ▶ Paint
- ▶ Pool chemicals
- ▶ Solvents & thinners
- ▶ Stains & varnishes

Make an appointment by calling **1.800.HHW.PKUP**
\$15 copayment due at time of appointment

A program of Denver Public Works Solid Waste Management and Wastewater Management Divisions

DenverGov.org/DenverRecycles

2012 Holiday Schedule

Don't get missed . . .

In 2012, service will be delayed one day following the holidays listed below:

New Year's Day

Monday, January 2

Martin Luther King Day

Monday, January 16

President's Day

Monday, February 20

Cesar Chavez Day

Monday, March 26

Memorial Day

Monday, May 28

Independence Day

Wednesday, July 4

Labor Day

Monday, September 3

Thanksgiving Day

Thursday, November 22

Christmas

Tuesday, December 25

Veterans Day Holiday:

Normal collection services will occur on Monday, November 12, 2012.



The paper used to produce this newsletter was made from 100% post-consumer recycled content. That means it was made from paper collected in residential recycling programs just like Denver's. The paper was also processed without chlorine, is certified as Ancient Forest Friendly™ and meets the standards of the Forest Stewardship Council®. Additionally, 100% of the electricity used to manufacture this paper was offset with renewable energy as certified by the Green-e® program.

Contact Information

Call **311** or visit us online for Solid Waste Management services and programs listed below:

311
DenverGov.org/311



If calling from outside Denver or from a mobile phone, dial 720-913-1311

Trash & LIP Collection

DenverGov.org/Trash

Denver Recycles

DenverGov.org/DenverRecycles

Denver Partners Against Graffiti

DenverGov.org/Graffiti

Keep Denver Beautiful

DenverGov.org/KDB

En Español

DenverGov.org/DenverRecycles/sp

Seasonal Programs & Events



WINTER

Treecycle

January 3–13, 2012



SPRING

Mulch Giveaway &

Compost Sale

May 5, 2012



SUMMER

FREE Learn to

Compost Classes

May – October, 2012



FALL

LeafDrop

November 2012

For more information on these seasonal programs, call **311** or visit **DenverGov.org/DenverRecycles**.


Make Leaf Recycling in Denver a Success

Participation in the LeafDrop program continues to grow each year and Solid Waste Management would like to see that trend continue. To ensure that we maximize the amount of leaves collected and composted while also minimizing the City's costs and use of resources, it is critical for participants to follow our guidelines.

Please only bring leaves to drop sites during specified dates and times. **Dropping off leaves during other times is considered illegal dumping.** The City sets specific dates and times for weekend LeafDrop sites so that

we can ensure we have adequate staff and resources on site to properly collect, prepare and transport leaves for composting. Illegally dumped leaves do not get recycled.

Leaves should never be blown or swept from your yard into the street. Street sweepers are not designed to pick up large quantities of leaves, and those that do get picked up are mixed in with street litter so they are too contaminated to compost. Leaf piles in the street or curb can also clog storm sewers and lead to storm drain issues in your neighborhood.



2012 Denver LeafDrop!

Recycle Your Leaves at Free Drop Sites

Call **311** or visit **DenverGov.org/DenverRecycles** in September for details.



2012 DENVER RECYCLES CALENDAR:

MONDAY A WEEK

January (enero)

SU	MO	TU	WE	TH	FR	SA
1	H 3	4	5	6	7	
8	9	10	11	12	13	14
15	H 17	18	19	20	21	
22	23	24	25	26	27	28
29	30	31				

February (febrero)

SU	MO	TU	WE	TH	FR	SA
				1	2	3
				4	5	6
7	8	9	10	11	12	13
14	15	16	17	18	19	H 21
22	23	24	25	26	27	28
29						

March (marzo)

SU	MO	TU	WE	TH	FR	SA
				1	2	3
				4	5	6
7	8	9	10	11	12	13
14	15	16	17	18	19	20
21	22	23	24	25	H 27	28
29	30	31				

April (abril)

SU	MO	TU	WE	TH	FR	SA
1	2	3	4	5	6	7
8	9	10	11	12	13	14
15	16	17	18	19	20	21
22	23	24	25	26	27	28
29	30					

May (mayo)

SU	MO	TU	WE	TH	FR	SA
			1	2	3	4
			5	6	7	8
9	10	11	12	13	14	15
16	17	18	19	20	21	22
23	24	25	26	27	28	29
30	31					

June (junio)

SU	MO	TU	WE	TH	FR	SA
					1	2
					3	4
5	6	7	8	9	10	11
12	13	14	15	16	17	18
19	20	21	22	23	24	25
26	27	28	29	30	31	

July (julio)

SU	MO	TU	WE	TH	FR	SA
1	2	3	H 4	5	6	7
8	9	10	11	12	13	14
15	16	17	18	19	20	21
22	23	24	25	26	27	28
29	30	31				

August (agosto)

SU	MO	TU	WE	TH	FR	SA
				1	2	3
				4	5	6
7	8	9	10	11	12	13
14	15	16	17	18	19	20
21	22	23	24	25	26	27
28	29	30	31			

September (septiembre)

SU	MO	TU	WE	TH	FR	SA
						1
2	H 3	4	5	6	7	8
9	10	11	12	13	14	15
16	17	18	19	20	21	22
23	24	25	26	27	28	29
30						

October (octubre)

SU	MO	TU	WE	TH	FR	SA
						1
						2
						3
4	5	6	7	8	9	10
11	12	13	14	15	16	17
18	19	20	21	22	23	24
25	26	27	28	29	30	31

November (noviembre)

SU	MO	TU	WE	TH	FR	SA
					1	2
					3	4
5	6	7	8	9	10	11
12	13	14	15	16	17	18
19	20	21	H 22	23	24	25
26	27	28	29	30	31	

December (diciembre)

SU	MO	TU	WE	TH	FR	SA
						1
2	3	4	5	6	7	8
9	10	11	12	13	14	15
16	17	18	19	20	21	22
23	24	H 25	26	27	28	29
30	31					

= recycling collection day H = City holiday

Inside this issue

- 1 Now Accepting Mixed Plastics.....
- 2 Trash Service Guidelines.....
- 3 LIP Calendar.....
- 4 Barrel Trash Overflow Calendar.....
- 5 Taking Care of Dumpsters.....
- 5 Set Out Guidelines.....
- 6 DPS Trash Detectives.....
- 6 Great American Cleanup.....
- 7 Brush Off Community Challenge.....
- 7 Help Prevent Graffiti Vandalism.....
- 8 Electronics Recycling.....
- 8 Recycle.....
- 9 Recycle These Materials.....
- 10 Safety in Our Neighborhoods.....
- 10 Where to Recycle Just About Anything.....
- 10 Household Hazardous Waste.....
- 10 Holidays & Contact Info.....
- 11 Seasonal Programs.....
- 11 LeadDrop Program.....

Para la información en Español y una copia completa de este boletín en Español llame al 311 o visite Denvergov.org/DenverRecycles/sp.

Presorted Std.
US Postage
PAID
Denver, CO
Permit No. 1056

DENVER
THE MILE HIGH CITY
PUBLIC WORKS

Denver Public Works
Solid Waste Management
2000 W. 3rd Ave., 3rd Floor
Denver, CO 80223

