

Waste Wise



Help us serve you!



Safety First!

Did you know that trash/recycling collector is the fourth most dangerous job in America* and can be more dangerous than serving as a police officer or fire fighter? At Solid Waste Management one of the most common employee injuries is a back injury from lifting a load that is too heavy. So **please do not set out trash in bags or personal containers weighing more than 50 pounds**. Also, help us avoid vehicle accidents by not passing collection trucks as they are turning into and out of streets and alleys.

* U.S. Bureau of Labor and Statistics

Where does your trash go?

Once it leaves your home, your trash is taken to a local Transfer Station where it is consolidated with loads from other garbage trucks, and reloaded onto larger semi-truck trailers. The semi-trucks full of trash are driven to the Denver Arapahoe Disposal Site (the City & County of Denver owned landfill) where the trash is safely disposed.

Services and guidelines for keeping your neighborhood clean and beautiful.

graffiti. To ensure that we keep these employees safe and healthy, and provide the best service to you, it is **necessary to require some simple service guidelines** and encourage the use of all of our services by residents. **Please take advantage of the services we offer, and please follow the guidelines.** Thank you for doing your part in keeping Denver clean and beautiful.

About 200 Solid Waste Management employees work for you every day. Each week, these employees pick up an average of 4,500 tons of trash, 130 tons of large items and 500 tons of recycling and remove about 60,000 square feet of

- ▶ **Bag all of your trash** to prevent litter and odor.
- ▶ Please refer to your LIP schedule and **only set out large items according to the LIP collection schedule.**
- ▶ Please do not set out trash (or overflow trash) in personal containers larger than 32 gallons or anything that weighs more than 50 pounds.
- ▶ To prevent litter, **do not overfill dumpsters**, trash containers or recycling containers.
- ▶ **Set your trash and recycling out by 7 a.m.** on your collection day, but no earlier than 7 p.m. the night before.

- ▶ **Return your trash and recycling containers to your property** as soon as possible after your collection has occurred. Do not store your trash and recycling containers in the alley, as they invite unwanted scavengers into your neighborhood.
- ▶ **Pick up paint** from Denver Partners Against Graffiti to remove graffiti on your property.
- ▶ **Report graffiti in your neighborhood**, so we can remove it as quickly as possible.
- ▶ Sign up to participate in the residential recycling program, if you're not already.
- ▶ Use the **household hazardous waste program** to dispose of harmful materials from your home.



Trash Service Reminders (Desechar los recordatorios del servicio)



32 gallon max
32-galones máximo



Set out by 7 a.m.
Ponga antes de 7 a.m.



50 pound max
50 libras máximo



Bundle & tie branches
Amarre ramitas sueltas en bultos

For more information on your trash collection call 3-1-1 or visit DenverGov.org/trash.

Para más información de la colección de basura llame 3-1-1 o visita DenverGov.org/trash.

Maximize Your Recycling Efforts

Currently, more than 75,000 homes in Denver participate in the recycling program, and on average each home recycles about 28 pounds of material per collection. By the end of 2007, we expect Denver residents will have recycled more than 26,000 tons. **Great job everyone!**

While efforts to recycle in Denver have increased significantly, there are still a lot of recyclable materials that end up in the trash. We estimate **the average household could easily recycle 30 percent more by simply recycling the materials already accepted in the program.** So please, take a moment to review the list of acceptable materials and make sure that you really are recycling all that you can.

Items that are accepted for recycling:

- Corrugated cardboard
- Steel cans & empty aerosol cans
- Newspaper
- Plastic bottles
- Magazines & catalogs
- Paperboard (cereal boxes, paper towel rolls, etc.)
- Aluminum cans, aluminum foil & pie tins
- Junk mail
- Office paper
- Glass bottles & jars
- Phone books
- Brown paper bag

Unacceptable items:

Plastic bags, tubs and trays are not accepted for recycling. Cups of any type (wax, foam, plastic or paper) are also not accepted for recycling. Incorrect items can contaminate an entire load and increase the costs of processing the materials.

Help us get the word out.

Friends and neighbors are Denver Recycles best community outreach advocates. Please continue to help us **spread the word about the importance of recycling.** If you have friends or neighbors that are not participating in the recycling program, or that have a recycle cart but are not using it, consider asking them if they would like to participate or begin recycling again. Residents can sign up for recycling, or get information about how to recycle by simply calling **3-1-1** or visiting **DenverGov.org/DenverRecycles.**

Cart it out, Cart it back!



Help prevent cart loss, cart damage, recycling contamination and scavengers in your neighborhood by returning your cart to your property on non-collection days.



Recycle Your Tree After the Holidays
Dec. 31 – Jan. 11
Treecycle
720.865.6810

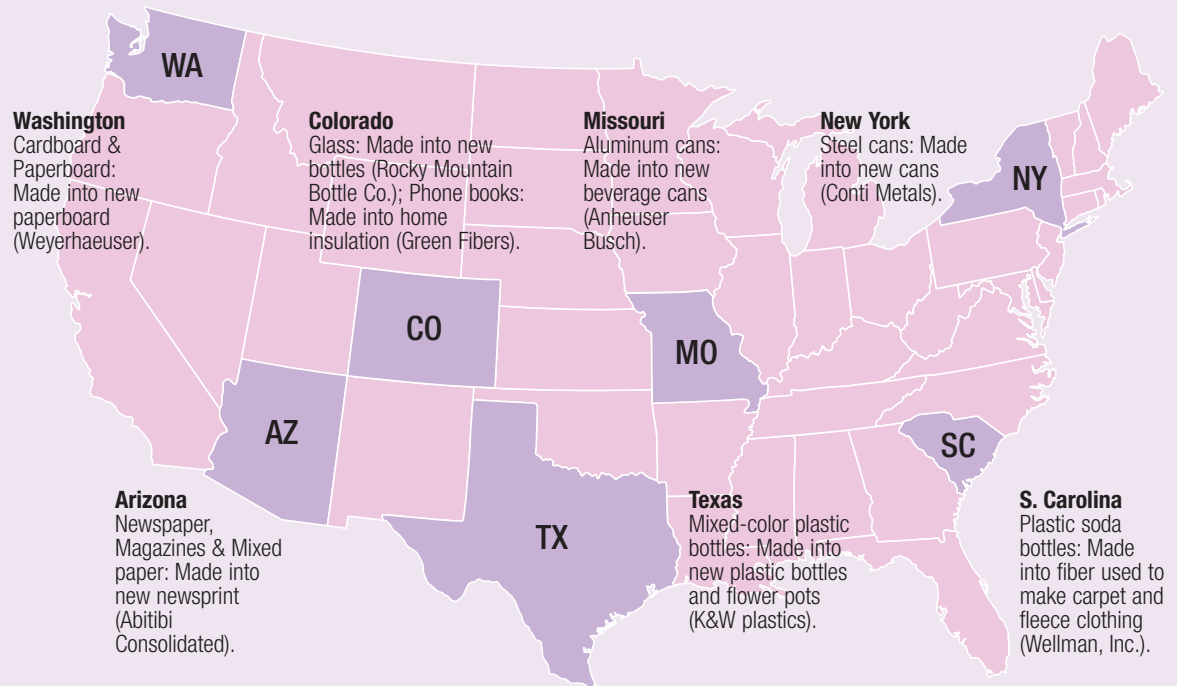
Where do your recyclables go?

People often ask us if the recyclables we collect through the Denver Recycles program really get recycled. The answer is yes! Recyclables provide manufactures with a clean, cheap supply of raw materials for making new products. In many cases the use of recyclable materials aids these companies in saving energy and reducing pollution in their manufacturing processes. As you can see, the value of the materials makes "cents." In addition to being valuable to manufacturers, recycling helps to save

the City money, because we are paid for each ton of recyclable material instead of paying to dispose of it in the landfill.

Your recyclables are first taken to a Material Recovery Facility (MRF) where the materials are sorted and prepared for market. The materials are sold for the best price like any other marketable product and then shipped off to various facilities across the country to be made into new products.


(Location or facility may vary depending on market demand.)



Cardboard Recycling

Cardboard is a very valuable recyclable material. Unfortunately, it is bulky and can quickly fill up a recycling cart. To ensure that you recycle all the cardboard you can, but also leave room in your cart for all the other valuable recyclable materials, **just follow these simple guidelines for recycling boxes:**

- ♻ Breakdown and cut all cardboard and paperboard into pieces no larger than 2 ft. x 2 ft.
- ♻ Make sure the cut cardboard lays flat in your cart, so it doesn't create unusable space.
- ♻ Consider leaving cardboard beside your cart until recycling day. Then **place it in the cart** and close the lid. This will help to ensure that cardboard doesn't get stuck in the cart.



Please:

- ⦿ Do not place whole boxes in your cart.
- ⦿ Do not leave cardboard outside your cart for collection. We cannot collect recyclables unless they are in the cart.
- ⦿ Do not place cardboard on top of your cart lid.

Pizza boxes are okay to recycle as long as all food debris and wax paper has been removed. If there are large quantities of food stuck on the box, please do not recycle it.

Paperboard is single-layer cardboard like cereal boxes. Some paperboard items include: cereal boxes, cracker boxes, paperboard egg cartons, the inside tube from a paper towel roll, toothpaste boxes, soap boxes, laundry detergent boxes, tissue boxes, checkbook boxes and much more. Make sure you are capturing all the cardboard and paperboard from each room in your house for recycling.

Correct!



Wax coated paper milk and juice cartons are not recyclable in the Denver Recycles program.

For more information about recycling call **3-1-1**, visit **DenverGov.org/DenverRecycle** or email **DenverRecycles@ci.denver.co.us**



DENVER RECYCLES

CITY AND COUNTY OF DENVER

A program of
Solid Waste Management

Strategies for a Graffiti-Free City



This past May, the **Mayor's Graffiti Task Force** presented their final recommendations of **strategies for Denver** to more effectively deal with graffiti. Following is a brief summary of the recommendations that are being implemented.

Creation of a Graffiti Committee

As part of the Crime Prevention and Control Committee, a **Graffiti Committee** has been formed to ensure the implementation and monitoring of the anti-graffiti recommendations. This committee is being chaired by Councilman Doug Linkhart and overseen by Regina Huerter.

Establishment of a "Hot Spots" Targeted Abatement Pilot

Denver Public Works, in cooperation with the Denver Police Department, neighborhoods and other stakeholders, will target two to three of the City's hardest hit areas or "hot spots" with increased

abatement. The lessons and strategies learned through this pilot program will be used to develop a broader citywide effort.

Establishment of Graffiti Zones

Denver Public Works completed a review of areas hit hardest by graffiti and using the task force criteria has established "zones" to prioritize graffiti abatement locations and frequency. By focusing anti-graffiti strategies within the "zones" and the "hot spots" we expect to see a significant reduction in graffiti in these areas.

Community Support

Keep Denver Beautiful is gearing up to help in the battle against graffiti by supporting communities with coordination, training and mobilization of organizations and volunteers to help. Initial volunteer efforts are being coordinated in the pilot "hot spot" areas, with plans to expand this to other areas of the city as resources become available. The volunteer efforts include graffiti abatement, education and strategies for partnering with community businesses, schools and cop shops.

Police Support

The Denver Police Department has committed to a localized approach to anti-graffiti efforts with District Commanders incorporating recommendations made by the task force. This includes increased communication and cooperation with the community and increased communications with Solid Waste Management's abatement staff.

In addition to implementing the recommendations, **Denver Partners Against Graffiti** continues to remove graffiti from public and private property as well as providing **FREE** paint and other supplies to keep our communities graffiti-free.

For more information about the Graffiti Task Force recommendations, or to learn more about services available, please call the **Graffiti Hotline at 720-856-STOP (7867)** or visit **DenverGov.org/Graffiti**.



Good Idea! Recycle Fluorescent Light Bulbs

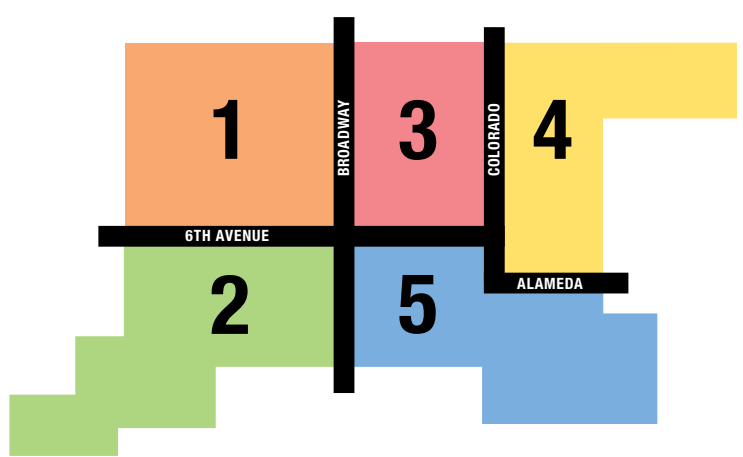
For information on a **FREE Household Hazardous Waste Home Collection** call **1.800.449.7587**.*

*Denver residents only. Residents must be Denver Solid Waste Management customers, residing in a single-family home, town house or apartment building of 7 units or fewer. Program restrictions apply.

DenverGov.org/HHW

2008 Large Item Pickup (LIP) Calendar

Keep this for your records!



Large items are collected every five weeks. Follow these instructions: (Cada cinco semanas nosotros colectamos artículos grandes. Siga las instrucciones:)

1. Check the calendar and map to find your scheduled LIP week. (Revise el calendario y el mapa para su semana programada del LIP.)
2. Place your large items out by **7 a.m.** Barrel and manual customers place LIP out on your normal day of trash service during your LIP week. Dumpster customers place LIP out on Monday of your LIP week. (Ponga sus artículos grandes afuera antes de las 7 a.m. Clientes con barriles y servicio manual ponga sus artículos de LIP afuera en su día normal de

servicio para la basura en la semana programada para su LIP. Clientes con basureros ponga su LIP afuera el lunes de la semana programada para su LIP.)

3. Only set out large items during your LIP week. (Ponga sus artículos grandes en la semana programada de LIP)
4. Make sure the items are **at least 4 feet away** from your trash container, recycling container, cars and other obstructions. (Asegúrese que los artículos estén por lo menos a 4 pies de retirados de su bote de basura, carro y otras obstrucciones.)

● = Treecycle Collection (Reciclaje de árboles colección)

January (enero)	February (febrero)	March (marzo)	April (abril)	May (mayo)	June (junio)
S M T W T F S 31 H 2 3 4 5 6 7 8 9 10 11 12 13 14 15 16 17 18 19 20 H 22 23 24 25 26 27 28 29 30 31	S M T W T F S 1 2 3 4 5 6 7 8 9 10 11 12 13 14 15 16 17 H 19 20 21 22 23 24 25 26 27 28 29	S M T W T F S 1 2 3 4 5 6 7 8 9 10 11 12 13 14 15 16 17 18 19 20 21 22 23 24 25 26 27 28 29 30 H	S M T W T F S 1 2 3 4 5 6 7 8 9 10 11 12 13 14 15 16 17 18 19 20 21 22 23 24 25 26 27 28 29 30	S M T W T F S 1 2 3 4 5 6 7 8 9 10 11 12 13 14 15 16 17 18 19 20 21 22 23 24 25 H 27 28 29 30 31	S M T W T F S 1 2 3 4 5 6 7 8 9 10 11 12 13 14 15 16 17 18 19 20 21 22 23 24 25 26 27 28 29 30
July (julio)	August (agosto)	September (septiembre)	October (octubre)	November (noviembre)	December (diciembre)
S M T W T F S 1 2 3 H 5 6 7 8 9 10 11 12 13 14 15 16 17 18 19 20 21 22 23 24 25 26 27 28 29 30 31	S M T W T F S 1 2 3 4 5 6 7 8 9 10 11 12 13 14 15 16 17 18 19 20 21 22 23 24 25 26 27 28 29 30 31 (August 25-29: No Service)	S M T W T F S H 2 3 4 5 6 7 8 9 10 11 12 13 14 15 16 17 18 19 20 21 22 23 24 25 26 27 28 29 30	S M T W T F S 1 2 3 4 5 6 7 8 9 10 11 12 13 14 15 16 17 18 19 20 21 22 23 24 25 26 27 28 29 30 31	S M T W T F S 1 2 3 4 5 6 7 8 9 10 11 12 13 14 15 16 17 18 19 20 21 22 23 24 25 26 H 28 29 30	S M T W T F S 1 2 3 4 5 6 7 8 9 10 11 12 13 14 15 16 17 18 19 20 21 22 23 24 H 26 27 28 29 30 31

2008 Denver Recycles Calendar

Thursday / A Week

January (enero)

S	M	T	W	T	F	S
		H	2	3	4	5
6	7	8	9	10	11	12
13	14	15	16	17	18	19
20	H	22	23	24	25	26
27	28	29	30	31		

February (febrero)

S	M	T	W	T	F	S	
						1	2
3	4	5	6	7	8	9	
10	11	12	13	14	15	16	
17	H	19	20	21	22	23	
24	25	26	27	28	29		

March (marzo)

S	M	T	W	T	F	S
						1
2	3	4	5	6	7	8
9	10	11	12	13	14	15
16	17	18	19	20	21	22
23	24	25	26	27	28	29
30	H					

April (abril)

S	M	T	W	T	F	S				
						1	2	3	4	5
6	7	8	9	10	11	12				
13	14	15	16	17	18	19				
20	21	22	23	24	25	26				
27	28	29	30							

May (mayo)

S	M	T	W	T	F	S		
						1	2	3
4	5	6	7	8	9	10		
11	12	13	14	15	16	17		
18	19	20	21	22	23	24		
25	H	27	28	29	30	31		

June (junio)

S	M	T	W	T	F	S						
						1	2	3	4	5	6	7
8	9	10	11	12	13	14						
15	16	17	18	19	20	21						
22	23	24	25	26	27	28						
29	30											

July (julio)

S	M	T	W	T	F	S				
						1	2	3	H	5
6	7	8	9	10	11	12				
13	14	15	16	17	18	19				
20	21	22	23	24	25	26				
27	28	29	30	31						

August (agosto)

S	M	T	W	T	F	S	
						1	2
3	4	5	6	7	8	9	
10	11	12	13	14	15	16	
17	18	19	20	21	22	23	
24	25	26	27	28	29	30	
31							

September (septiembre)

S	M	T	W	T	F	S					
						1	2	3	4	5	6
7	8	9	10	11	12	13					
14	15	16	17	18	19	20					
21	22	23	24	25	26	27					
28	29	30									

October (octubre)

S	M	T	W	T	F	S			
						1	2	3	4
5	6	7	8	9	10	11			
12	13	14	15	16	17	18			
19	20	21	22	23	24	25			
26	27	28	29	30	31				

November (noviembre)

S	M	T	W	T	F	S
						1
2	3	4	5	6	7	8
9	10	11	12	13	14	15
16	17	18	19	20	21	22
23	24	25	26	H	28	29
30						

December (diciembre)

S	M	T	W	T	F	S					
						1	2	3	4	5	6
7	8	9	10	11	12	13					
14	15	16	17	18	19	20					
21	22	23	24	H	26	27					
28	29	30	31								

Items that are accepted for recycling (Los artículos que se acepta para reciclar)

 Corrugated cardboard (Cartón corrugado)	 Plastic bottles (Botellas de plástico)	 Aluminum cans, aluminum foil & pie tins (Latas, papel y moldes de aluminio)	 Paperboard (cereal boxes, paper towel rolls, etc.) (Cartón fino – cajas de cereal, rollos de toallas de papel, etc.)	 Newspaper (Periódicos)	 Glass bottles & jars (Botellas y frascos de vidrio)	  
 Magazines & catalogs (Revistas y catálogos)	 Steel cans & empty aerosol cans (Latas de acero y latas de aerosol vacías)	 Junk mail (Correo de propaganda)	 Phone books (Guías telefónicas)	 Brown paper bags (Bolsas de papel de estraza)	 Office paper (Papel de oficina)	

Public Notice:

Disposal Ban for Vehicle Batteries, Tires and Used Oil.



Signed into law on June 3, 2005, Colorado Senate Bill 141 (SB05-141) prohibits residential disposal of passenger tires, lead-acid batteries and used oil.

This means tires, car batteries (lead-acid batteries) and motor oil (used oil) should never be disposed of in your home trash container or dumpster, or poured into any type of drain. These materials can be easily recycled instead. Most automotive shops and stores accept car batteries and used motor oil for recycling at no charge. Car tires may be recycled at tire shops when you purchase new tires.

For a list of recycling drop-off locations visit our Recycling Directory online at DenverGov.org/HHW.

2008 Holidays Schedule

Don't get missed! For 2008 service will be delayed one day following the holidays listed below:

New Year's Day.....	Tues., January 1
Martin Luther King Day.....	Mon., January 21
President's Day.....	Mon., February 18
Cesar Chavez Day.....	Mon., March 31
Memorial Day.....	Mon., May 26
Independence Day.....	Fri., July 4
Labor Day.....	Mon., September 1
Thanksgiving Day.....	Thurs., November 27
Christmas Day.....	Thurs., December 25

Note: Normal collections will occur on Veterans' Day Tues., November 11, 2008 and for the rest of that week.

Solid Waste Management contact information

Solid Waste Management, a division of Denver Public Works, provides the following services and programs:

Trash Collection3-1-1
Large Item Pickup3-1-1
Denver Recycles3-1-1
Denver Partners Against Graffiti720.865.STOP (7867)
Keep Denver Beautiful720.865.6800
Illegal Dumping3-1-1
En Español3-1-1

Web:
DenverGov.org/SolidWasteManagement
DenverGov.org/DenverRecycles
DenverGov.org/Graffiti
DenverGov.org/KDB

Solid Waste Management is a division of Denver Public Works, City and County of Denver



PRESORTED
 STD
 US POSTAGE
 PAID
 DENVER CO
 PERMIT
 NO.2116

Denver Solid Waste Management
 1390 Decatur Street
 Denver, Colorado 80204-2215